

ANNUAL REPORT 2020
DEPARTMENT OF OBSTETRICS AND GYNAECOLOGY
DISTRICT HEADQUARTERS HOSPITAL
RAWALPINDI



CONTENTS

Mission & vision	
Scope of Services	
Faculty Of Department	
Statistic	
Events of department	
Conferences and workshops	
Research & Activities	
Academic activities	
Equipments & Furniture	

Mission

Our mission is to serve the patients coming to us and improve their health regarding Gynecological and obstetrical problems. Our mission is to deal the patients in a polite and humble way and to make them understand their diseases and their management at the hospital and at their homes as well. This mission is accomplished by training and development of medical students, Nurses, Community midwives, undergraduates and postgraduates as safe health care providers and to advance the field of Obstetrics and Gynaecology through translational research. We work towards the mission by integrating education and research with clinical services to all women attending Obstetrics and Gynaecology Department of BBH.

We achieve this through advancement of knowledge, encouragement and conduct of research, application of latest skills and appropriate attitude towards patients.

We are responsive towards needs of our consumers including colleagues and students and we are committed to monitoring and improving our performance. In order to achieve our aims, we provide a productive and satisfying working environment for our staff.

The Department of Obstetrics and Gynaecology is committed to the integration of service, teaching and research functions. Education, Research and best possible health care services are important components of our mission.

Vision

In order to provide the best possible care of patients and to train undergraduate and graduates along with innovative research, the department carefully balances the strengths of sub specialization and general practice. All faculty is committed to teaching and scholarly pursuits, as well as high quality patient care.

ANNUAL REPORT 2020

Scope of Services

Subspecialties of subfertility, Gynaecological Oncology and Urogynaecology have been developed in the department. Other special services are:

- Upgraded Family Planning services
- Oncology services (Radiotherapy and Chemotherapy)
- Upgraded Subfertility management services (IUI center)
- Advanced Blood transfusion services
- Advanced diagnostic facilities (Fluoroscopic imaging)
- Advanced Laparoscopic facilities (Operative)
- Advanced Hysteroscopic facilities (Operative)
- Colposcopy Facility
- Mother craft classes
- Day care center for babies of working doctors
- Lactation management facility
- Development of concept of Day care for patients requiring admission
- Development of Early pregnancy assessment unit

Training and Teaching Aid

- Mannequins of pelvis and fetus
 - Hands- On Skill Lab
 - Departmental Library
 - Conference room with multimedia and Skype facility for online video meeting
 - Four Computers with internet
 - Computer Operator for data entry
-

ANNUAL REPORT 2020

DEPARTMENT OF OBSTETRICS AND GYNAECOLOGY **DISTRICT HEADQUARTERS HOSPITAL** **RAWALPINDI**

DHQ RAWALPINDI is a 750 bedded teaching hospital, affiliated with Rawalpindi medical university Rawalpindi. The department of Gynae/Obs has bed strength of 108 and besides providing clinical services it is recognized for different Postgraduate training programs like FCPS, MS/MD and MRCOG.

TEACHING FACULTY OF DEPARTMENT

Head of Department Dr TALLAT FARKHANDA (MBBS,FCPS) Assistant Professor Dr Rubaba (MBBS,MCPS,FCPS) Dr. Sobia Nawaz Malik (MBBS,FCPS,MCPS)	Senior Registrar Dr.kanwal (FCPS,) Dr.Ruqqaya sarfaraz (FCPS,) Dr Madiha Shahid (FCPS) Dr.Tabinda Khalid (FCPS) Dr.Shehla Manzoor (FCPS)
---	--

Medical Officers	06
Post Graduate Trainees (PGTs)	20
House Officers	06

ANNUAL REPORT 2020

STATISTICS

January 2020 to December 2020

Overview

Total no of patients seen in OPD	61066
Total no of Patients seen in ER	12174
Total Admissions	6379
Admissions through OPD	2126
Admissions through ER	4253
Bed occupancy rate	293%
Total maternities	6974
Cesarean sections	3004
Vaginal deliveries	3970
C-Section rate	43%
Total Gynecological surgeries	192
Major surgeries	121
Minor surgeries	71
Maternal mortality ratio	186.4/100000
Perinatal mortality	332(47.6/1000 live birth)

ANNUAL REPORT 2020

STATISTICS

OPD

Total Patients Seen	61006
General OPD	56761
Consultant OPD	4245
Ultrasound Room	27484
Patients admitted through OPD	2126

EMERGENCY WARD

Total patients admitted in ER	12174
Near miss	12

ANNUAL REPORT 2020

	4253	
	1725	
	401	

(Total Patients Admitted) (1725)

	Number
	344
	498
	146
	280
	148
	02
	82
	22
	25
	84
	02
	05
	33
	01
	34
	34
	25
	09
	01
	01
	00
more than one factor so the total may not match with	

(Total Patients Admitted) (401)

	No.
	102
	49
	23
	25
ary	02
vix	01
etrium	01
lva	00
	19
	05
	109
	00
	03
	`17
	01
	17
	05
	03
	01
	01
	13
	03
	01

UAL REPORT 2020

	21
	13
	03
	01
	02
	01
	01

ANNUAL REPORT 2020

Gynecological Surgeries (192)

Major procedures (121)

TAH	24
TAH+BSO	37
Staging Laprotomy	08

Laprotomy	38
Emergency laparotomy	10
Myomectomy	04
Sacrohysteropexy	00

Intermediate and Minor procedures (71)

Polypectomy	09
Cervical cerclage	14
EUA	12
Removal of IUCD	8
Pipelle biopsy	8
ERPC	9
STOP	
Laparoscopy	8
Hysteroscopy	3
Cystoscopy+Proctoscopy	

Obstetrical surgeries (3004)

LSCS	3004
Elective Caesarean section	768
Emergency Caesarean section	2276
Emergency hysterotomy	25
Peripartum Hysterectomies	23
Correction of Uterine Inversion	00

Anesthesia

General anesthesia	237
Spinal anesthesia	2955
Local anesthesia	

ANNUAL REPORT 2020

MATERNAL MORTALITY RATIO (MMR=186/100,000 live births)

Total deaths	13
Disease	
Primary PPH	08
Pulmonary Embolism	05
Hepatic encephalitis+Covid-19	00
Ruptured Uterus	00
Blood Transfusion Reaction	

PERINATAL MORTALITY

PNMR=47/1000 live births

Total Perinatal deaths	332
Mode of delivery	
SVD	
LSCS	
Disease	
Prematurity (Birth weight 1.2 kg to 2.2 kg)	
Neonatal sepsis	
Birth asphyxia	
Meconium aspiration	
CHD	
HIE III	
Dandy walker malformation	

ANNUAL REPORT 2020

CONSULTATIONS FROM OTHER DEPARTMENTS

Total	5,938
Department	
1.Anaesthesia department	2290
2. Radiology department	1169
3. Medical department	959
4. Surgical department	22
5.Cardiology department	30
6.Psychiatry department	04
7.Dermatology department	02
8.Oncology department (NORI)	04
9.Paediatric department	1458

SPECIAL INVESTIGATIONS	
CT Scan	52
MR I	06

ANNUAL REPORT 2020

Special Services

Subfertility clinic	
Total No. of Patients	68
Primary Subfertility	37
Secondary Subfertility	22
Tubal Factor	00
Ovarian Factor	33
Male Factor	08
Raised Prolactin level	02
Endometrioses	02
Unexplained	00
Uterine Factor	00
Ovulation induction given	33
Admitted for Diagnostics Laparoscopy	02
No. of Patients Conceived	00
Workup not complete	32

*One Patient can present with more than one factor so the total may not match with the grand total.

ANNUAL REPORT 2020

Special Services

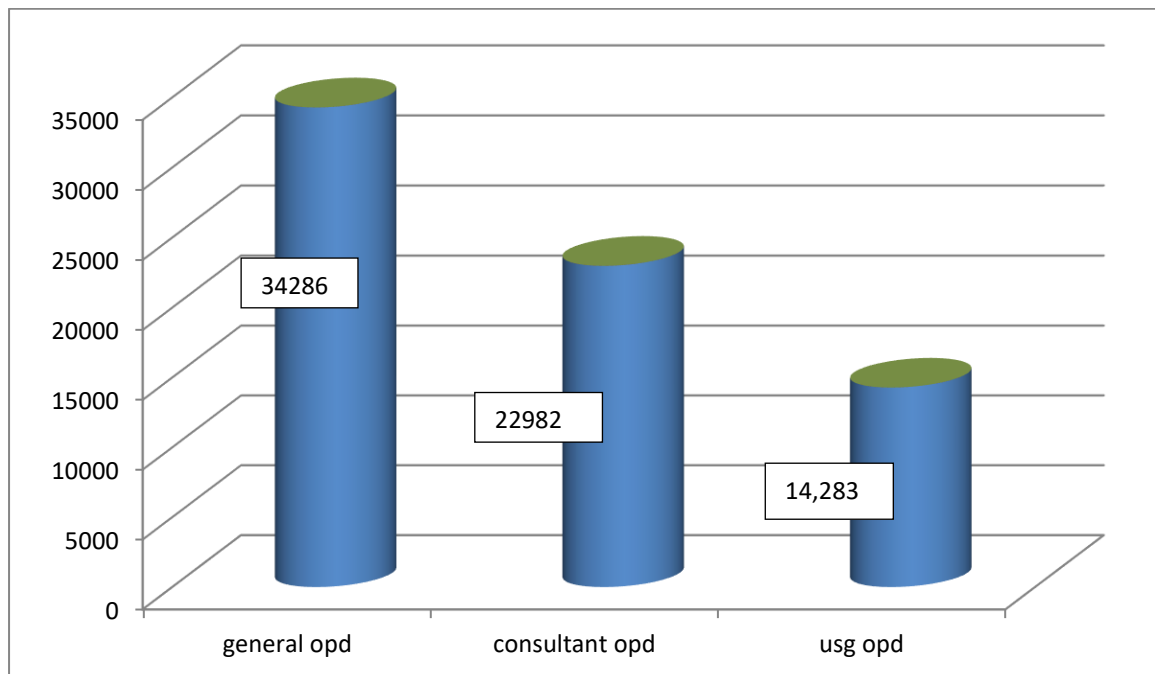
Urogynaecology Clinic	
Total Number Of Patients	279

Age Group	
> 50 years	108
Between 40 to 50 years	124
< 40 years	47
Socioeconomic Status	
Low	89
Middle	169
High	21
Urinary Symptoms with Pelvic Organ Prolapse	151
UV Prolapse with stress incontinence	92
Cystocele with stress incontinence	59
Urinary Symptoms without Pelvic Organ Prolapse	128
Urge incontinence	05
UTI	91
Stress incontinence	24
Mixed incontinence	06
Urinary retention due to fibroid	02
Vesicovaginal fistula	00

ANNUAL REPORT 2020

Patients seen in OPD

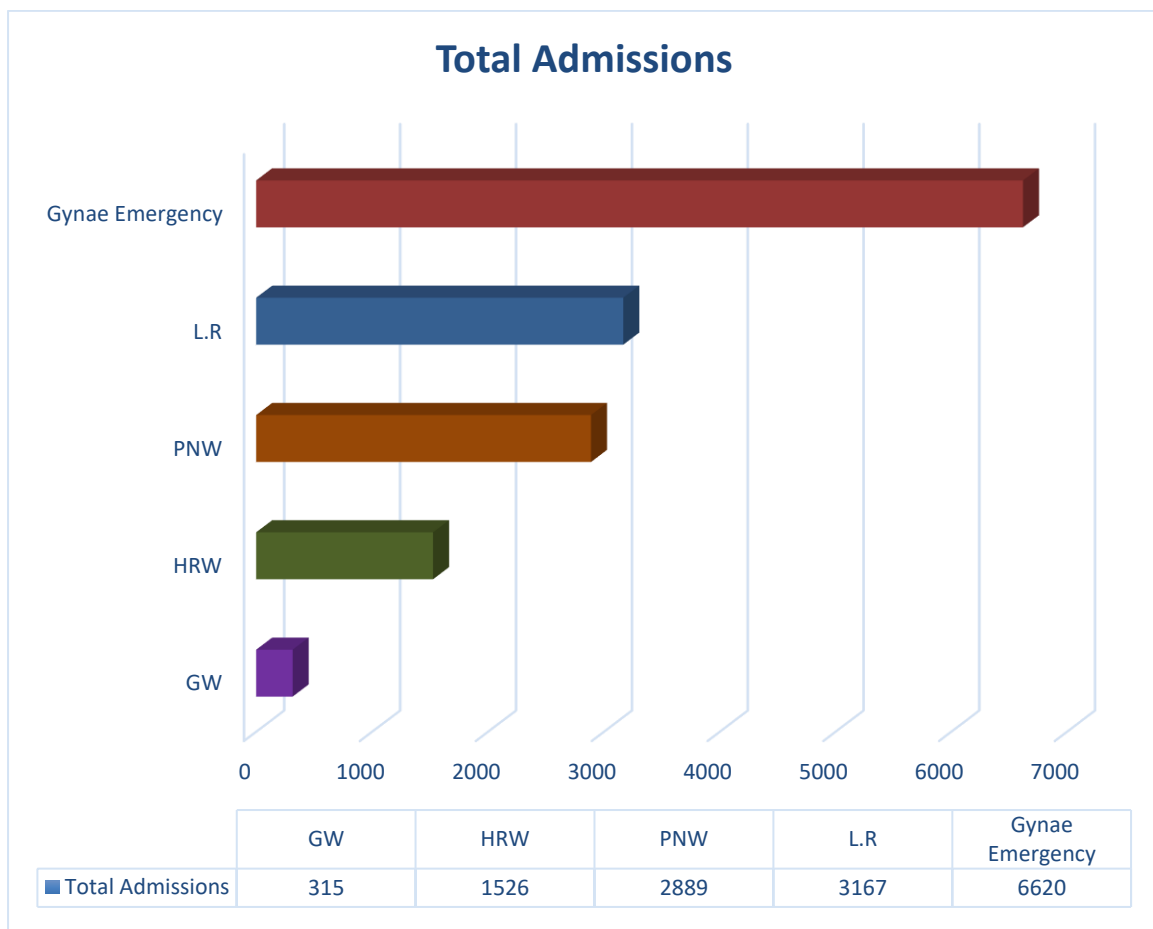
N=71551



ANNUAL REPORT 2020

Total patients seen in EMERGENCY and WARD

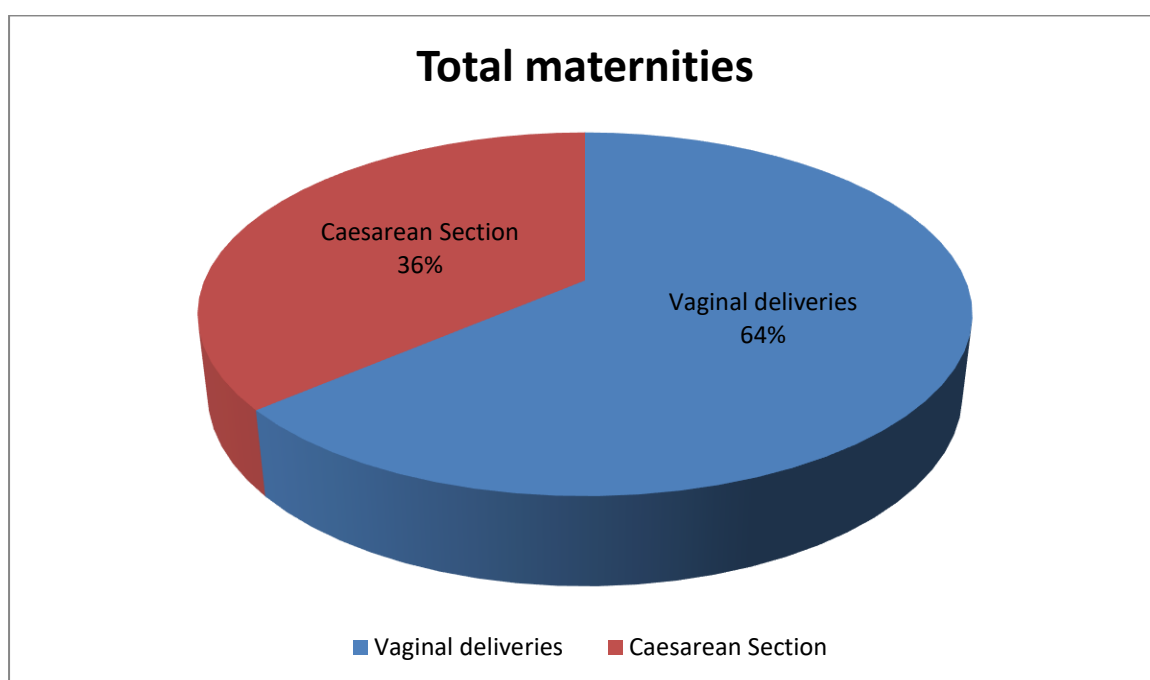
N=8,596



ANNUAL REPORT 2020

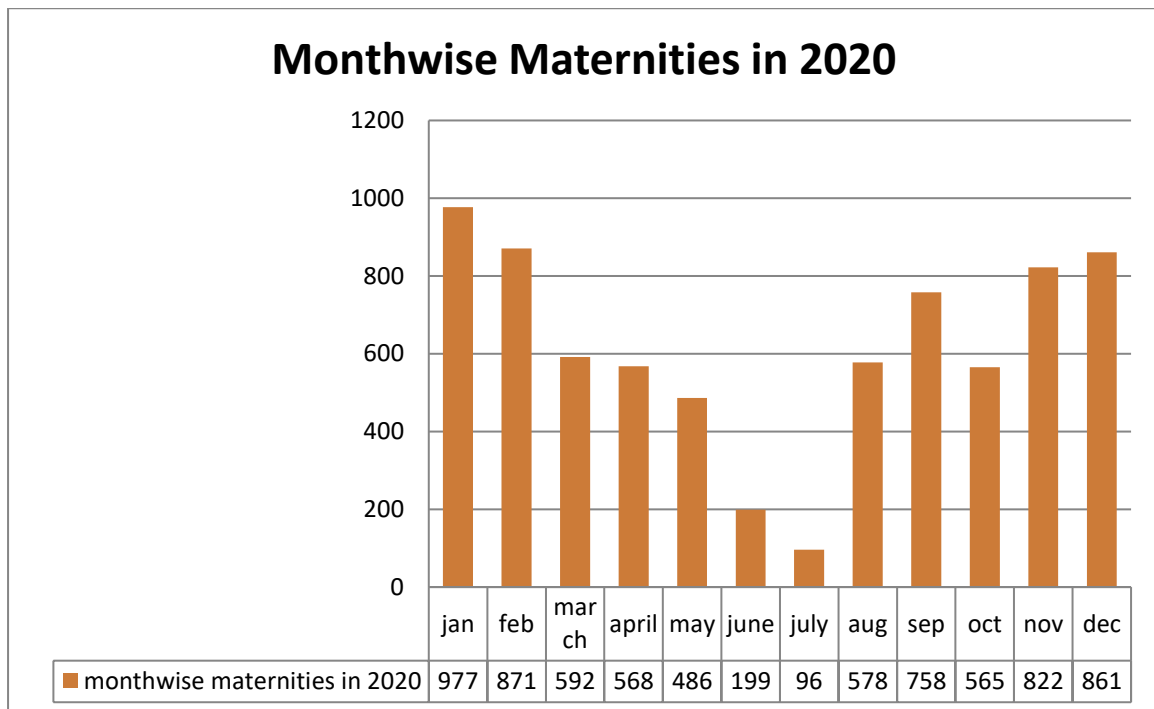
Total Maternities

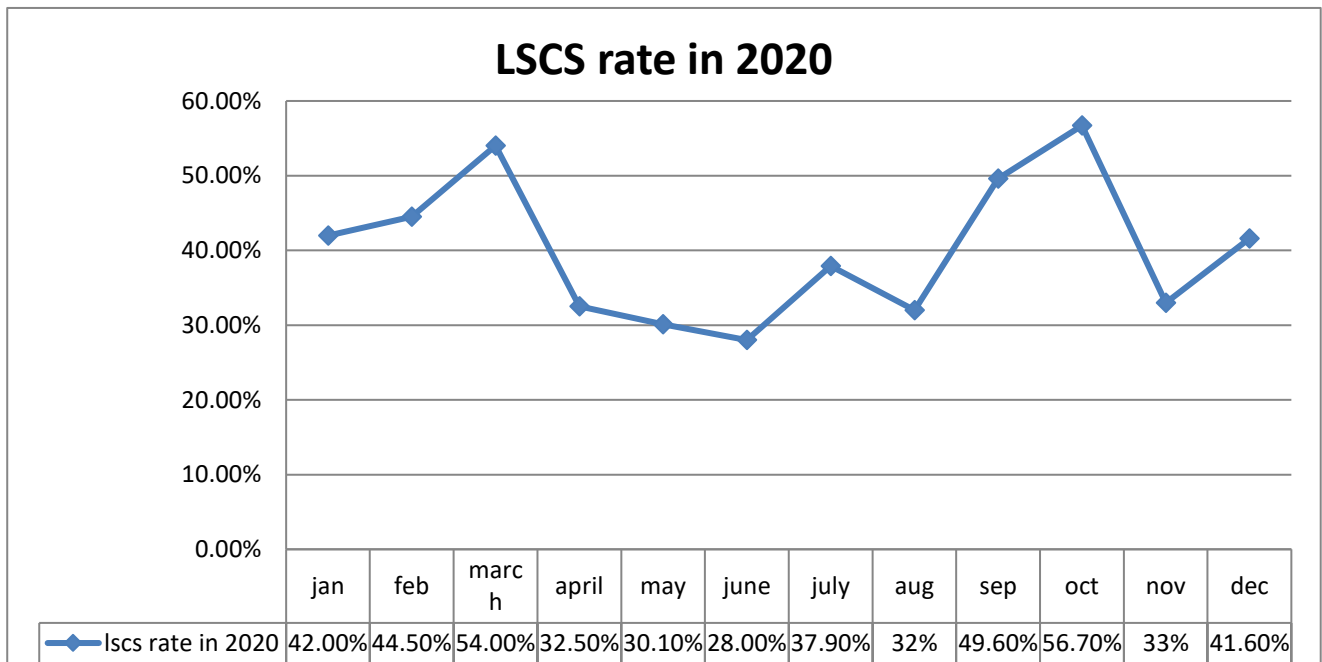
N=7373



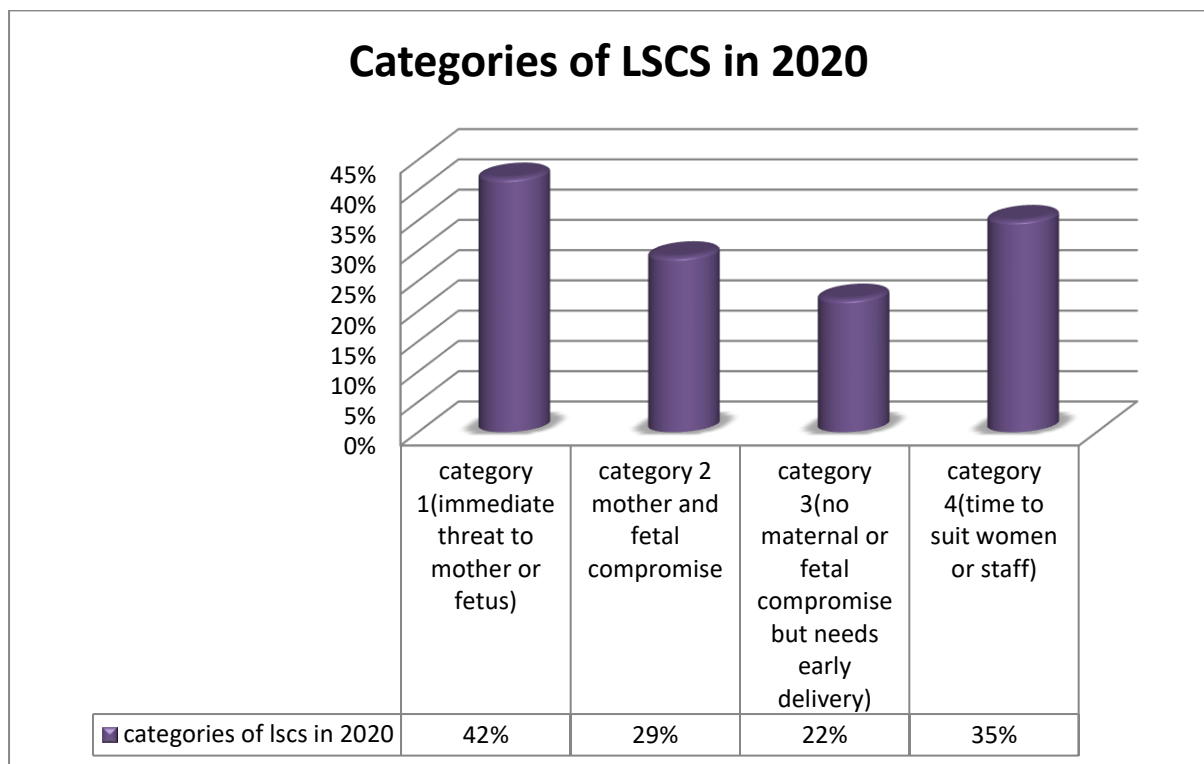
ANNUAL REPORT 2020

Month wise maternities in 2020

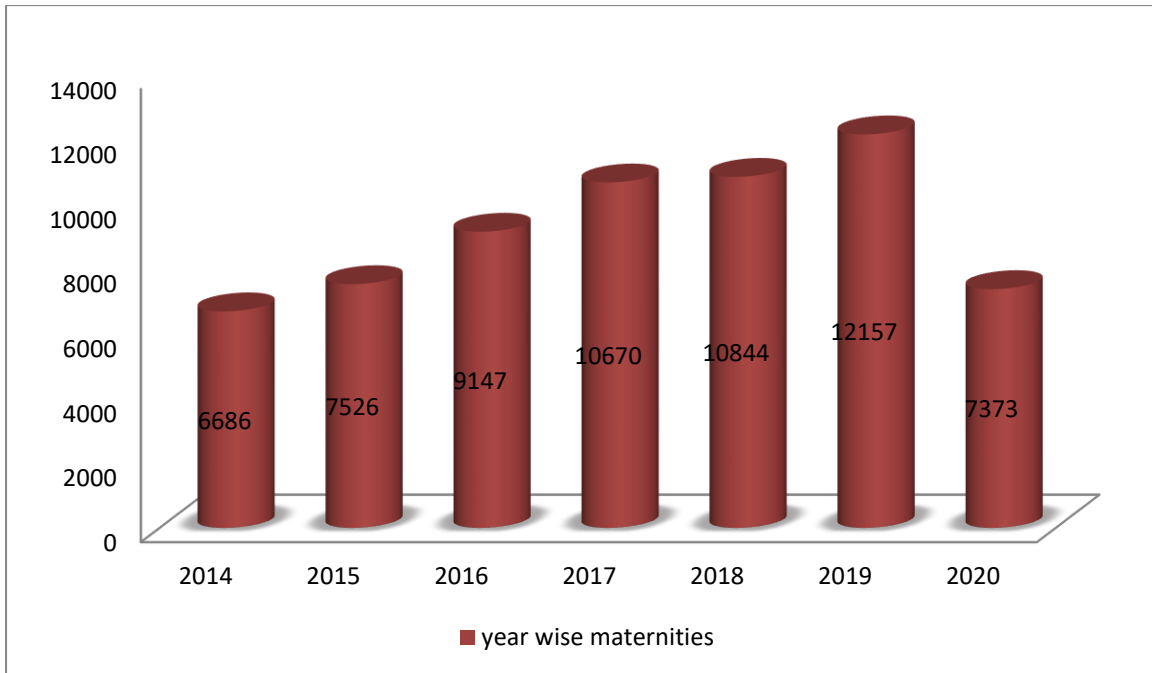




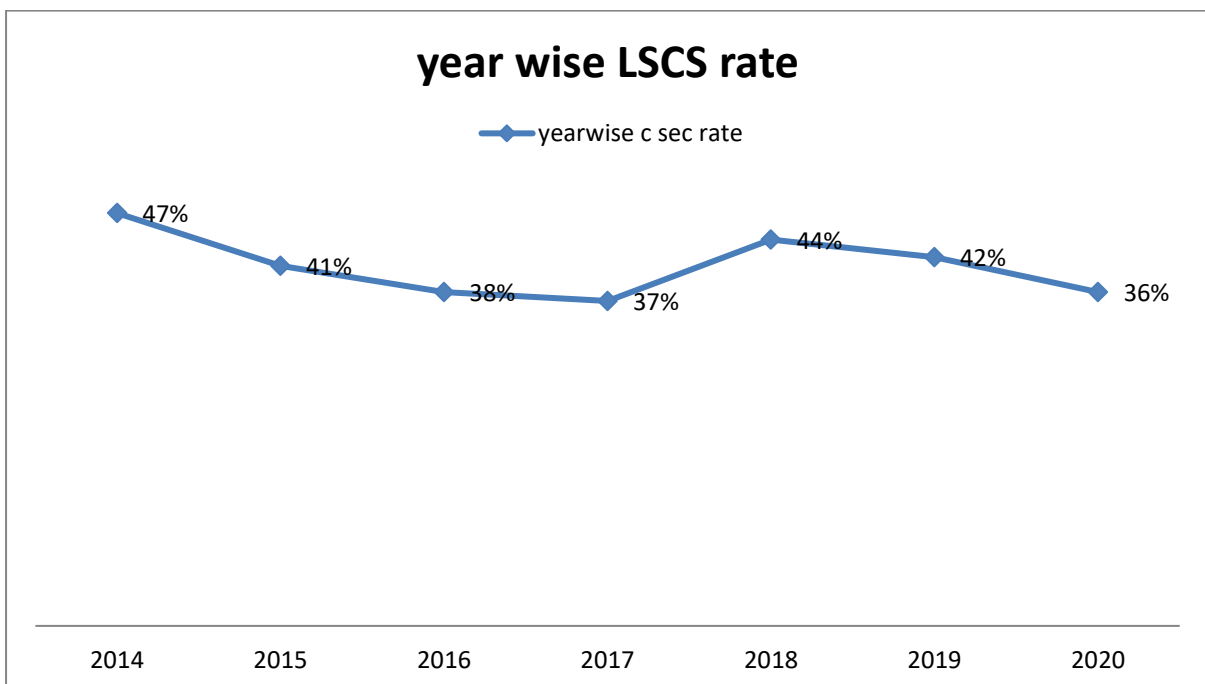
ANNUAL REPORT 2020



YEAR WISE MATERNITIES



ANNUAL REPORT 2020



ANNUAL REPORT 2020

EVENTS OF THE DEPARTMENT OF
OBSTETRICS AND GYNAECOLOGY
BENAZIR BHUTTO HOSPITAL.RWP
2020

ANNUAL REPORT 2020

ACHIEVEMENTS	
Research Papers Presentation on national level	<ul style="list-style-type: none"> ➤ COVID-19 and Pregnancy Outcome: An Experience in ‘COVID-19 Management Designated’ Tertiary Care Hospital, Rawalpindi, Pakistan (presented by Prof.Dr.Shazia Syed in 2nd Annual Faculty Research conference RMU and SOGP Local chapter meeting) ➤ Partial hydatidiform mole with co existing live fetus presented by Dr.Samina Shafqat in 2nd Annual Faculty Research conference RMU ➤ Study on Basal FSH and Antral Follicle Count in prediction of ovarian reserve among subfertile women presented by Dr Aisha Ishtiaq (PGT) in 3rd Annual resident Research Conference RMU ➤ Comparison of the effect of myoinositol and metformin on biochemical profile in women with PCOs presented by Wajiha Khanum in 3rd Annual resident Research Conference RMU
National Poster presentation	<ul style="list-style-type: none"> ➤ Dilemma of large vesical calculus complicating pregnancy presented by Dr.Sawera Sadique (PGT) 2nd Annual Faculty Research conference RMU

ANNUAL REPORT 2020

ANNUAL REPORT 2020

Conferences and Workshops Attended by Faculty of Department of Obstetrics and Gynaecology, Benazir Bhutto Hospital, Rawalpindi

- First Mechanical Hysteroscopic Workshop Attended by Prof.Dr.Shazia Syed at Shifa Tamer-e-Millat University on 7th March, 2020
- Urogynaecology and Reproductive Health. 17th International Bhurban Conference on Applied Sciences and Technology Attended by Prof.Dr.Shazia Syed at NESCOM on 16th January, 2020

- Training of District gynaecologist on HIV treatment PPTCT and Pediatric care guidelines organized by Punjab AIDS control program in collaboration with UNICEF Attended by Dr.Samina Shafqat at Flatties Grand Hotel, Gulberg III, Lahore on 30th January, 2020
- Training on clinical management of COVID-19 during pregnancy attended by Dr. Humaira Masood at PIMS, Islamabad on 27th August, 2020
- Workshop on urodynamics attended by Dr. Rehana Kauser at NESCOM Hospital Islamabad on 17th January, 2020
- Workshop on b-lynch suture attended by Dr.Rehana Kauser at NESCOM Hospital Islamabad on January, 2020
- Workshop on Fundamental Biostatistics for researchers using SPSS organized by Indus Pharma attended by Dr.Asima Khan at Benazir Bhutto Hospital, Rawalpindi in 2020.

ANNUAL REPORT 2020

RESEARCH ACTIVITIES

A-RESEARCH PUBLISHED

Original Research Articles in PM&DC/HEC approved Journals

- “COVID-19 and Pregnancy Outcome: An Experience in ‘COVID-19 Management Designated’ Tertiary Care Hospital, Rawalpindi, Pakistan published in Journal of Rawalpindi Medical College (JPMC) Vol 24 No-Supp-1 (2020)”

Shazia Syed, Humera Noreen, Humaira Masood, Ismat Batool, Hina Gul, Nighat Naheed

B- ONGOING RESEARCH PROJECT OF FACULTY

- ***National Research Project;***
Optimisation of Caesarean section rate using ROBSON’s 10 Group classification system’
- ***International Research Project;***
Investigating Efficacy of Tranexamic acid in management of Postpartum-haemorrhage. (Women Trial II)

ANNUAL REPORT 2020

C- ONGOING RESEARCH PROJECT OF FCPS PGTs

Name of PGT	Title/Topic
Dr.Sawera Sadique	Study of umbilical cord blood ph and its relationship with clinical fetal distress and APGAR score
Dr.Sumaira Bibi	Association of maternal uric acid level with fetal outcome in patient with pre eclampsia

Dr.Sadia Ejaz	Association between obesity and gestational diabetes mellitus
Dr.Irum Baig	Screening and prevention of preeclampsia in 1 st trimester
Dr.Qudsia Khan	Accuracy of estimated fetal weight sonologically in prediction of actual birth weight in term pregnancies
Dr.Aima Ather	Comparison of diagnostic accuracy of ADNEX and RMI model in predicting the nature of ovarian tumor
Dr.Wajiha Khanum	Predictive value of SFH in detection of FGR by taking ultrasound as a standard
Dr.Shamin Fazal	Comparison of induction- delivery interval between prostaglandin pessary and ICF
Dr.Mehmooda Mehdi	Palm-COEIN classification system of FIGO vs the classic terminology in OTS with abnormal uterine bleeding

ANNUAL REPORT 2020

D- ONGOING RESEARCH PROJECT OF MS PGTs

Name of PGT	Title/Topic
Dr.Aisha Ishtiaq	Comparison of fetomaternal outcome in patient with pre-labour rupture of membrane at term-immediate versus expected management
Dr.Unsa Malik	Comparison of ovulation induction response in obese versus non obese patients presented with PCOS

Dr.Zahida Saeed	Comparison of obstetric complications after previous one elective vs planned C-Section
Dr.Sumaira Mubashir	Frequency of postpartum hemoprhage in spontaneous VS prostaglandin induced labour
Dr.Aiman Shahid	Diagnostic accuracy of transabdominal ultrasound in diagnosis of placenta accrete spectrum in comparison with per operative findings
Dr.Sidra Kiyani	Early pregnancy serum lipid profile as a predictor of hypertensive disorder of pregnancy
Dr.Tabassum Jahangir	Maternal outcome of membrane sweeping for vaginal birth after c- section
Dr.Maryum Iqbal	Diagnostic accuracy of transvaginal Ultrasound in detection of Postmenopausal pathology in comparison with histopathology
Dr.Zeeshan Ahmed	Hypoproteinemia as a parameter of poor perinatal/neonatal outcomes in women with preeclampsia diagnosed as hypertension plus proteinuria

ANNUAL REPORT 2020

ACADEMIC ACTIVITIES OF THE
DEPARTMENT OF OBSTETRICS AND
GYNAECOLOGY
BENAZIR BHUTTO HOSPITAL.RWP

ANNUAL REPORT 2020

UNDER GRADUATES TEACHING PROGRAM

LECTURE SCHEDULE

FOURTH YEAR

- Lecture conducted once a week in university premises by departmental faculty.

FINAL YEAR

- Lecture conducted once a week in university premises by departmental faculty.

CLINICAL ROTATION SCHEDULE

FOURTH YEAR

- Two weeks rotation in divided batches of 4-5 students (four days a week).

FINAL YEAR

- Four weeks rotation in divided batches of 15-18 students (six days a week).

ANNUAL REPORT 2020

ROTATION PLAN FOR UNDERGRADUATE STUDENTS

- From 10am to 12pm students are rotated at different stations like emergency, OPD and wards.
- From 12 to 2pm students attend a clinical class by teaching faculty.
- Students are also assigned maternity duties from 2pm to 5pm

- At the end of clinical rotation of each batch there is a ward test comprising of OSPE and Long case

TRAINING PROGRAM OF UNDERGRADUATE STUDENTS

INDEPENDANT

- History Taking
- General Physical Examination
- Abdominal examination of antenatal patient.
- Tracing out CTG
- Post Op care of patients.

DIRECTLY SUPERVISED /ASSISTED

- Maintaining IV line
- Urinary catheterization
- PAP smear
- Taking high vaginal swab

ANNUAL REPORT 2020

TRAINING PROGRAM OF UNDERGRADUATE STUDENTS

OBSERVED

- Spontaneous vaginal delivery
- Lower segment C section
- Delivery of placenta By Brands Andrew technique
- Repairing of mediolateral episiotomy

- Resuscitation of newborn baby
- Resuscitation of collapsed patients
- Management of PPH, eclampsia, PROM

DRILLS ON MENEQUIN

- Vacuum extraction
- Outlet forceps delivery
- Shoulder dystocia
- Breech delivery
- Fetal dimensions and pelvic diameters on examination model

ANNUAL REPORT 2020

TRAINING PROGRAM OF POSTGRADUATE STUDENTS

FCPS

- 4-years program with six months rotation
- Affiliated with CPSP

MS/MD

- 4-years program with one year rotation
- Affiliated with RMU/ UHS

SCHEDULE OF POSTGRADUATE STUDENTS

- Post graduate trainings are rotated monthly on different stations with 1/3 calls for first two years and 1/4 calls for next two years.
- Morning meeting is conducted 4-days a week.
- Long case presentation once a week.
- Journal club meeting once a month.
- Maternal mortality meeting once a month.
- Statistical meeting once a month.

ANNUAL REPORT 2020

Equipment and furniture required for the Department:

- Cardiotocography monitors 12
- Ultrasound machines with abdominal and Vaginal probes 04
- Doppler Ultrasound 01
- Pulse Oximeters 06
- ECG Machines 02
- Glucometer with strips 02
- HDU vital signs monitors 06
- Infusion pumps/Diaflow 06

- Adjustable Hydraulic beds (for all indoor patients in OBS/GYNAE)
- Adjustable Hydraulic Delivery tables 06
- Eclampsia beds 02
- Baby resuscitation trolleys 02
- Baby portable incubators 2
- Mock resuscitation trainer for babies
- Sonic aids 06
- HCG diagnostic kits
- Microscope for Subfertility clinic 01
- Drinking water and washroom facilities for patients and doctors
- Seating arrangements (waiting area for pregnant ladies in OPD and ER)
- Air conditioning facilities (Cold and warm) for patients, doctors and for durability of ultrasound machines
- Office chairs 16
- Large office table for ER room 27
- Screens for wards (8)

1. Demands for doctors:(SRs/MO/HO)

- Microwave Ovens 02
- Refrigerator 02
- Room chairs 06
- Wooden tables 02
- Wooden beds with room mattresses 05
- AC for SR room

Note: For implementation of above-mentioned services and training and for utilization of equipment additional medical and para medical staff and support staff is required along with provision of additional space and infrastructure.

THANK YOU

ANNUAL REPORT 2020

**DEPARTMENT OF OBSTETRICS
AND GYNAECOLOGY
BENAZIR BHUTTO TEACHING
HOSPITAL

RAWALPINDI MEDICAL
UNIVERSITY AND ALLIED
HOSPITAL**