

YEAR BOOK

2019-20



Department of **DERMATOLOGY**



RAWALPINDI MEDICAL UNIVERSITY
Benazir Bhutto Hospital, Rawalpindi

بِسْمِ اللَّهِ الرَّحْمَنِ الرَّحِيمِ

لَقَدْ خَلَقْنَا الْإِنْسَانَ فِي أَحْسَنِ تَقْوِيمٍ

یقیناً ہم نے انسان کو بہترین صورت میں پیدا کیا

TABLE OF CONTENTS

01

Introduction

02

Mission statement

03

Foreword

04

Faculty and Staff

05

Clinical Services Statistics

- Audit 2019
- Audit 2020

06

Procedures

07

Academic Activities

08

Pictorial

09

COVID 19

MISSION STATEMENT

To Impart Evidence Based Research Oriented Medical Education

To Provide Best Possible Patient Care

To Inculcate the Values of Mutual Respect and Ethical Practice of Dermatology

Department of Dermatology BBH



INTRODUCTION

The department of dermatology is a remarkable as well as a rapidly progressing health-care unit of Rawalpindi Medical University. Although aged only 4 years and starting from scratch, it has grown at a very fast pace. A state of the art microscope has been imported for setting up of the dermatopathology section. A narrow band UVB light machine and CO2 laser were installed only recently. There are currently 12 postgraduate fellows pursuing FCPS or MD programs. Regular academic sessions including presentations, journal clubs, long and short cases are conducted under the direct supervision of the consultant on weekly basis. Dr Abdul Quddus Butt and Dr Shawana Sharif have worked meticulously for the development of this department up to the mark. This is the biggest department providing dermatological care to the patients in the twin cities and neighboring vicinities. A total of 300-400 patients are attended per day at the OPD. The bed occupancy rate of the IPD varies from 60-80%. A number of procedures are being done at the department for free of cost and about 20-30 procedures are done each day including skin biopsy, cautery, peeling, TCA application, PRP, microneedling and intralesional injections. Additionally, the department is emerging as one of the well-known research center of the university and has contributed a number of publications to the current literature and a large number of research projects are on-going.

Message by Prof Dr Muhammad Umar Vice Chancellor RMU



Prof Muhammad Umar (Sitara-i-Imtiaz)

Vice Chancellor & CEO

Rawalpindi Medical University & Allied Hospitals, Rawalpindi

This gives me immense pleasure to write this message for department of dermatology, Benazir Bhutto Hospital, Rawalpindi, which is one of the best department of Rawalpindi Medical University. Although aged only 4 years but starting from scratch. This has grown at very fast pace. There are 8 fellowship trainees (CPSP) and 7 university residents doing training in this department. The faculty Dr Shawana Sharif (SR dermatology) and Dr Abdul Quddus Butt (Senior Consultant dermatologist) particularly need appreciation to develop this department to the best level. This is the biggest department providing care to dermatology patients in Rawalpindi and Islamabad. Prof Baber Rao from USA (RMU Alumni) played a pivotal role to establish this department. I wish great success to this department and faculty of dermatology.

Message by Prof Babar Rao (MD,FAAD) Visiting Professor at Department of Dermatology, BBH



Professor Babar Rao

Professor of Dermatology and Pathology
at Rutgers Robert Wood Johnson Medical School
Adjunct Associate professor at Cornell Medical School
Director of Rao Dermatology

The Department of Dermatology at BBH, Rawalpindi has grown into a premier academic program. As a former house officer and now a professor at RMU, I have witnessed the program grow from a single examination room with one professor and one medical officer to a large clinic seeing hundreds of patients per day. It has been a pleasure to watch and support this development over the years. I am proud of the team and its efforts to collaborate internationally with other dermatology departments in the United States on various research projects. The residents are committed to continually learning, as exemplified by their participation in international virtual lectures and dermatopathology sign-outs. I hope to see the Department of Dermatology at BBH continue to flourish under the leadership of current chief Dr. Shawana Sharif and ex-chief Dr. Abdul Quddus Butt so that we can provide our patients with the best care possible.

Dr. Abdul Quddus Butt (MBBS, D. Derm (UK)) Honorary Consultant Dermatologist



Today I write this message for the Department of Dermatology BBH and its faculty with great pride and honor. From being a former student of Rawalpindi Medical College to serving this worthy institute and the Dermatology Department of BBH since 1990 and finally converting a one room opd to a whole department with indoor, outdoor and latest laser facilities I feel immense pride and joy when I look back from where we started. There was a time when this department consisted of only one single room with only two dermatologists seeing 200 to 300 patients perday. Now with the blessings of Allah Almighty we have a fully functional Dermatology department with new state of the art indoor unit along with fully renovated outdoor department. We have a well equipped conference room with modern audio visual facilities along with latest LASER equipment. Our department got recognised for training in FCPS MCPS and MD programs and trainees started pouring in as this department became the best department of dermatology in twin cities. We have a total of 21 trainees Allhumdullilah. Making this department reach the heights of glory and becoming the best Dermatology department of twin cities was my dream and vision when I joined this department back in 1990. I have worked day and night and have done alot of hardwork in making it a fully functional department .In making my vision become a reality I would like to extend my special thanks to Proff Dr Muhammad Umar Vice Chancellor of RMU who always showed great leadership and have given me his full confidence. I would also like to extend great appreciation and thanks to Proff Dr Babar Rao US for being a strong support and for taking time out for giving our trainees weekly lectures. Last but not the least I would like to thank Dr Shawana Shariff and Dr Nadia for being a great team.I am thankful to Almighty Allah for making my hardwork become a success and pray that this department reaches new heights of glory. Ameen

Dr. Shawana Sharif, MBBS, FCPS (Dermatology)
Head of Dermatology Department, BBH



It's an honour for me to write this message for my very own dermatology department, where some 14 years ago I used to come as a medical student. It's like a dream come true. I have joined this department in 2015, when it just consisted of a consultant dermatologist seeing around 300 patients daily. And I have seen the revolution taking place with the blessing of Allah Almighty, great vision of VC RMU Prof Umar, and the immense support of Dr Abdul Quddus Butt. Today, we have a proper indoor and outdoor facility, latest equipment and post graduate trainees to manage all kinds of skin diseases. To facilitate teaching and training, weekly online classes by Prof Babar Rao from US is the star feature of our training program. I am blessed to have a very supportive team and extremely cooperative seniors, so it's my dream to make this department one of the best in Pakistan and the world.

FACULTY

PATRON IN CHIEF

Prof. Dr. Muhammad Umar (SI)

Vice Chancellor, RMU

Consultant

Dr. Abdul Quddus Butt (MBBS, D.DERM (UK))

Visiting Professor

Prof. Dr. Babar Rao (MD, FAAD)

Head of Department

Dr. Shawana Sharif (MBBS, FCPS)



POST GRADUATE TRAINEES



Dr. Nida Tanveer
FCPS Trainee



Dr. Uzma Noreen
FCPS Trainee



Dr. Sadia Perveen
FCPS Trainee



Dr. Zainab Tariq
FCPS Trainee



Dr. Sara Ahmad
FCPS Trainee



Dr. Safeena Nageen
FCPS Trainee



Dr. Rabbia Akram
FCPS Trainee



Dr. Nosheen Randhawa
MCPS Trainee



Dr. Asim Mehmood
FCPS Trainee



Dr. Muhammad Amer Saleem
FCPS Trainee



Dr. Fatima Ishfaq
FCPS Trainee



Dr. Misbah Khalid
FCPS Trainee



Dr. Khizra Bilal
MD Trainee




Dr. Sikander Ghuman
MD Trainee



Dr. Tanveer Hussain
MD Trainee



Dr. Adeela Riaz
FCPS Trainee



Dr. Anum Zubair
FCPS Trainee



Dr. Nazia Akhter
FCPS Trainee



Dr. Zaeem Nazar
FCPS Trainee




Dr. Maryam Naizi
FCPS Trainee



Dr. Fariha Anwer
FCPS Trainee



Dr. Huma Urooj
FCPS Trainee



Dr. Kinza
FCPS Trainee



Dr. Shama Banzir
MD Trainee



Dr. Aneeza
MD Trainee



Dr. Hiba
MD Trainee



Dr. Siraj ul Haq
MD Trainee



Dr. Usman
MD Trainee

MEDICAL OFFICERS



Dr. M. Ali Rao
SMO



Dr. Marvee Taher
WMO

HOUSE OFFICERS



Dr. Asad Tameezuddin
House Officer



Dr. Faraz
House Officer



Dr. Shaheen
House Officer



Dr. Hassan
House Officer



Dr. Wajhia
House Officer



Dr. Zainab
House Officer



Dr. Fatima Butt
House Officer

Hospital Staff



Zainab Khatoon (late)
Staff Incharge ward 7 (A)



Farhat Ameer
Current Staff Incharge ward 7 (A)



Mamraiz Kiyani
Naib Qasid



Imran Khan
Ward Attendant

Chronology of Department of Dermatology, BBH

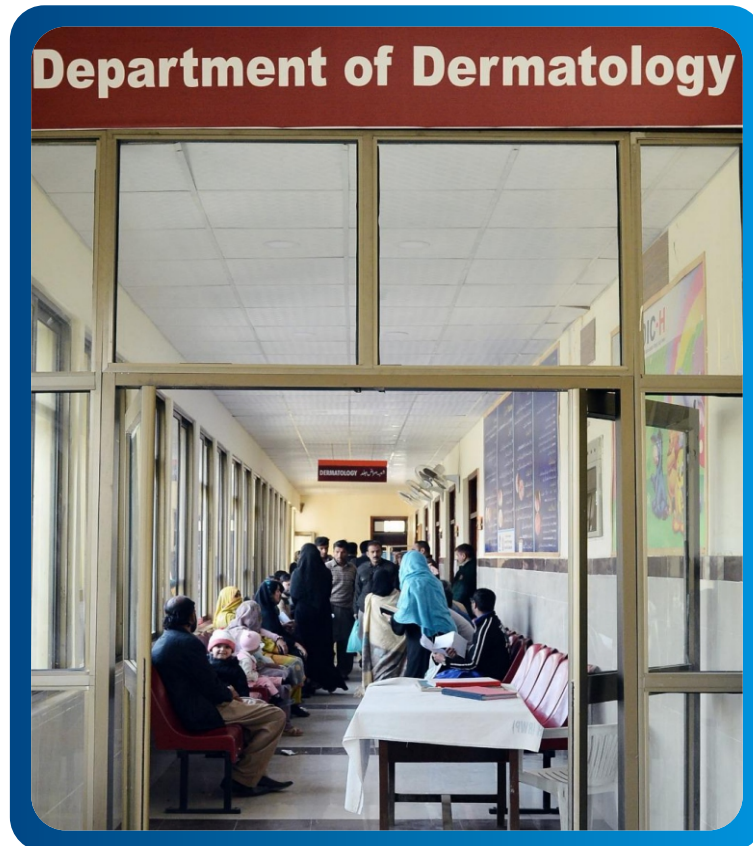


Dr Tameez-Ud-Din (MBBS, MCPS)
Incharge Dermatology Department
(1997-2015)



Dr Nadia Waqas (MBBS, FCPS)
Incharge Dermatology Department
(2016-2019)

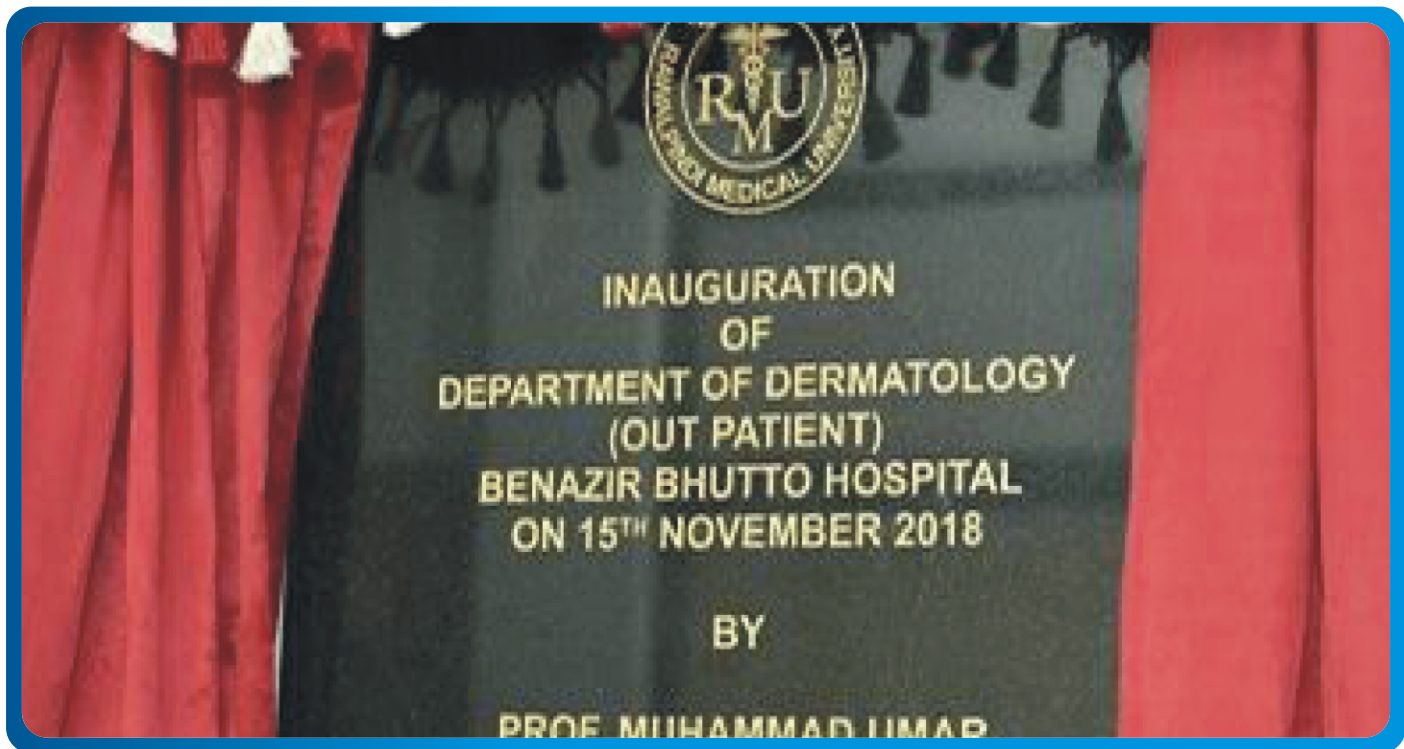
DERMATOLOGY OPD



- Average 300 pts/ day
- 3 X PGT rooms
- Consultant Room
- Conference Room
- Weekly Journal Club
- Weekly PG and HO Presentations
- Clinical Slides
- Multidisciplinary meeting
- Dermatopathological meetings
- Tele-dermatology classes
- Future Prospect

OLD DERMATOLOGY OPD





Inauguration Of Dermatology OPD (15-Nov-2018)

Prof. Dr. Muhammad Umar

Dr. Tariq Masood Khan Niazi

Dr. Abdul Quddus Butt

NEW DERMATOLOGY OPD



DERMATOLOGY IPD (WARD)

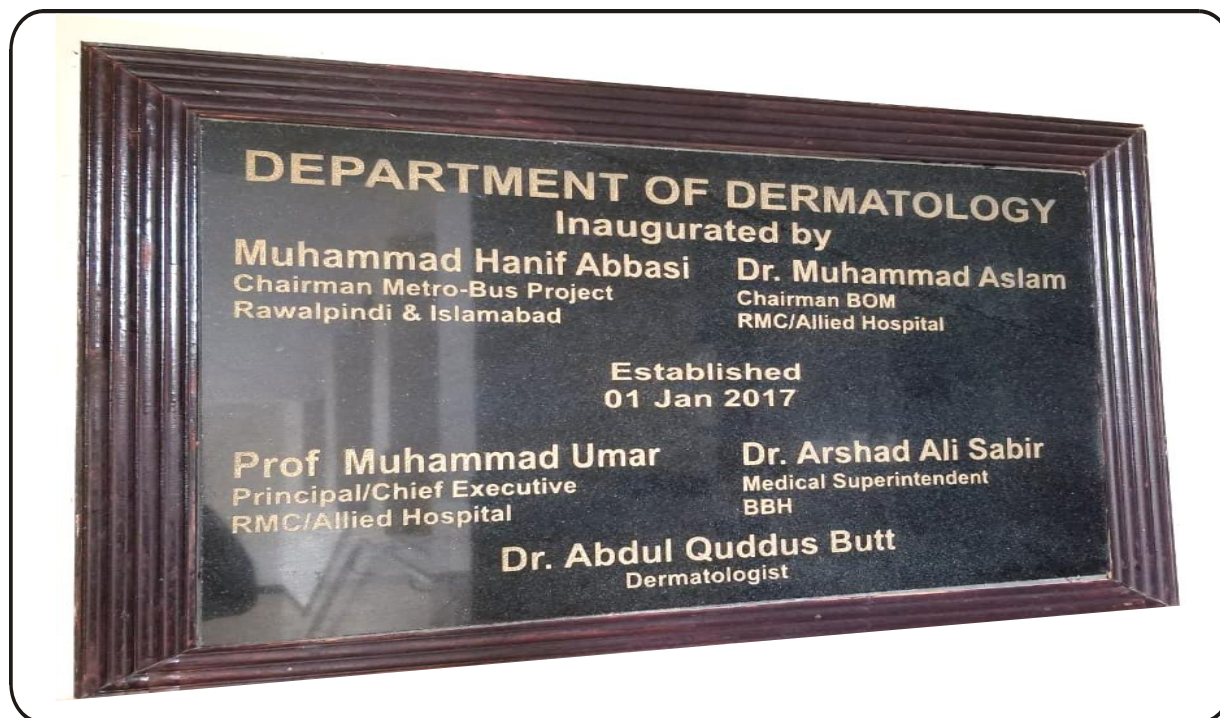


On Call PGT & House Officer (24/7)

- ❖ Care of IPD Patients
- ❖ Emergency Cover
- ❖ Consultations (RMU Allied Hospitals)

Daily Teaching Round

- ❖ Presentation (Hx & Examination)
- ❖ Management



Inauguration Of Dermatology IPD Ward (01-Jan-2017)

Prof. Dr. Muhammad Umar

Dr. Arshad Ali

Dr. Abdul Quddus Butt



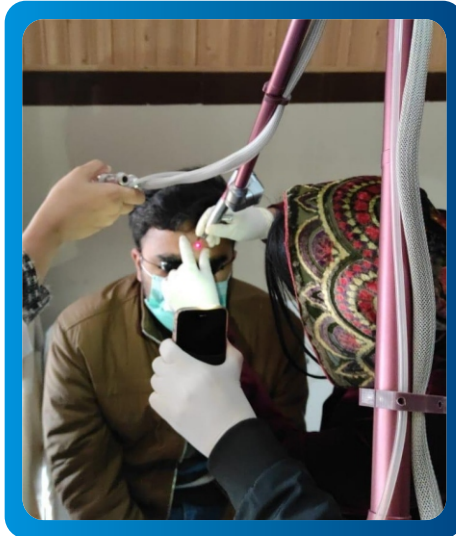
DERMATOLOGICAL PROCEDURES



Procedure Room

- ❖ Skin biopsies
- ❖ Smear for LT bodies
- ❖ Needling
- ❖ Electrocautery
- ❖ Wood's Lamp flourcense test
- ❖ Chemical Peels
- ❖ Cryotherapy
- ❖ Phototherapy
- ❖ Trichoscopy
- ❖ TCA application
- ❖ Meglumine antimoniate Injections
- ❖ Triamcinolone (Kenacort) injections
- ❖ Scabies Mite Extraction and microscopic examination
- ❖ Fungal Scraping for hyphae examination under microscope
- ❖ LT body smear
- ❖ Laser Co2
- ❖ PRP theprapy
- ❖ Microneedling
- ❖ Mesotherapy

Laser Session in Dermatology Department



Phototherapy Session For Patient Of Vitiligo



AUDIT REPORTS

METHODOLOGY

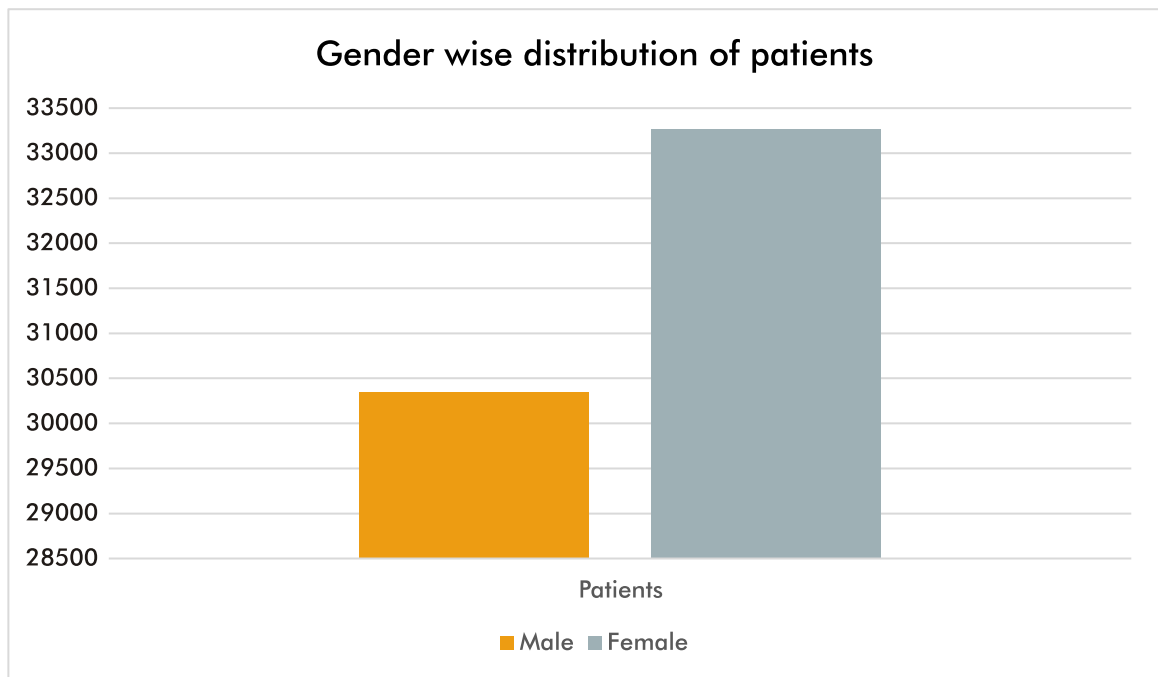
- ❖ Special Registers are maintained to document the demographic details of the patients along with their diagnosis in the OPD & IPD
- ❖ The following variables are studied:
 - ◆ The frequency of dermatological disease presentation
 - ◆ The gender and age distribution of the patients seeking dermatology consultation
 - ◆ The frequency of patients screened for syphilis and the number that turned out positive
 - ◆ The disease pattern/ distribution of the conditions that are reported on monthly basis to District Health Information System (DHIS)

AUDIT REPORT 2019

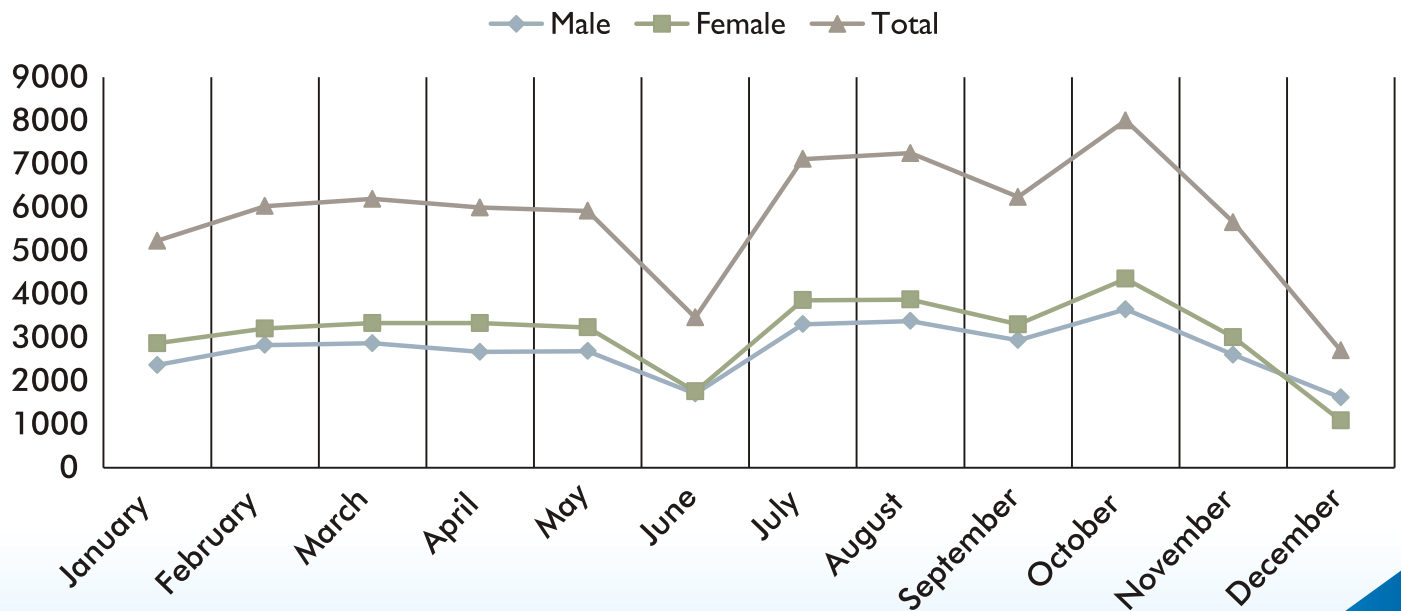


Out Patient Department Statistics (2019)

- A total of 63,649 patients were seen
- 47.7% were males and 52.3% were females



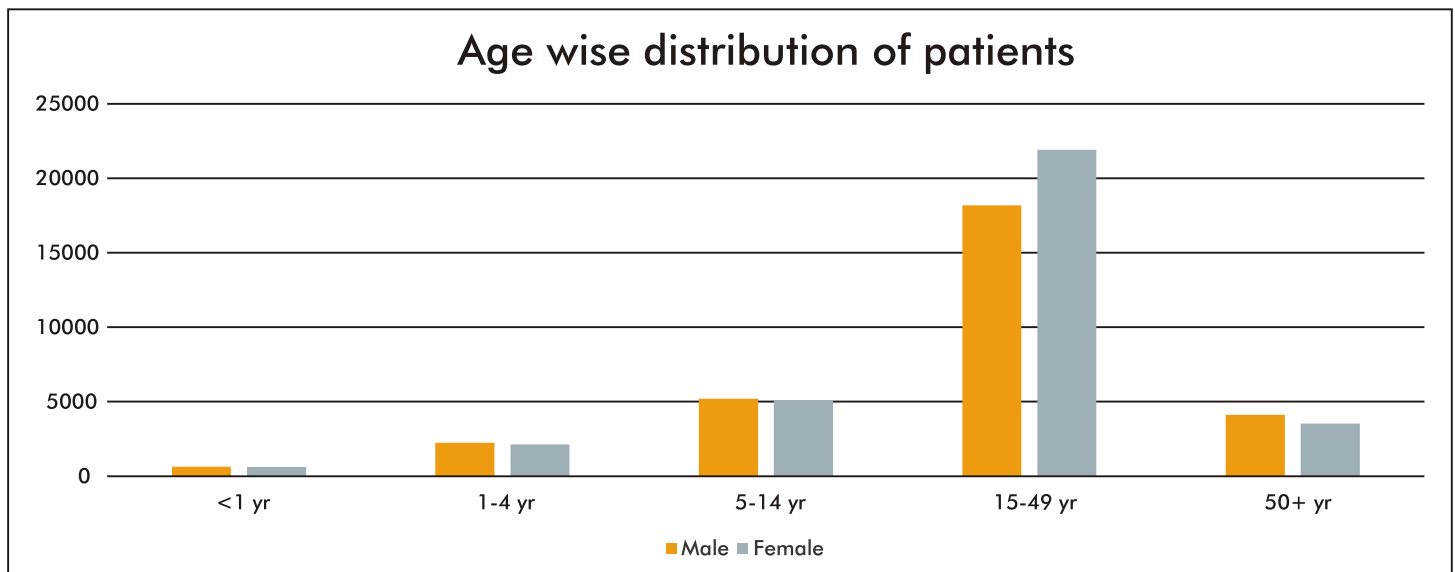
Gender Pattern



Age Wise

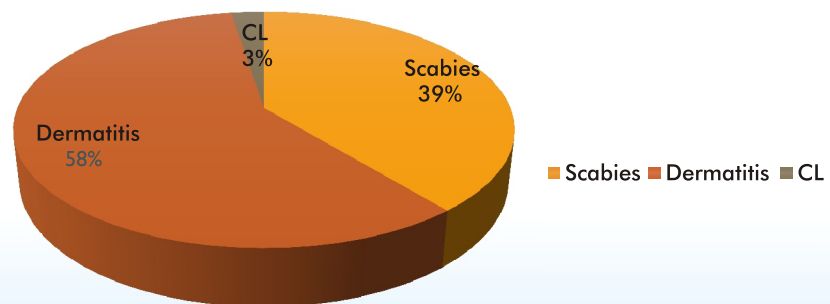
Age	Male	Female
<1 yr	633	612
1-4 yr	2246	2130
5-14 yr	5192	5082
15-49 yr	18171	21905
50+ yr	4110	3540

Age Pattern



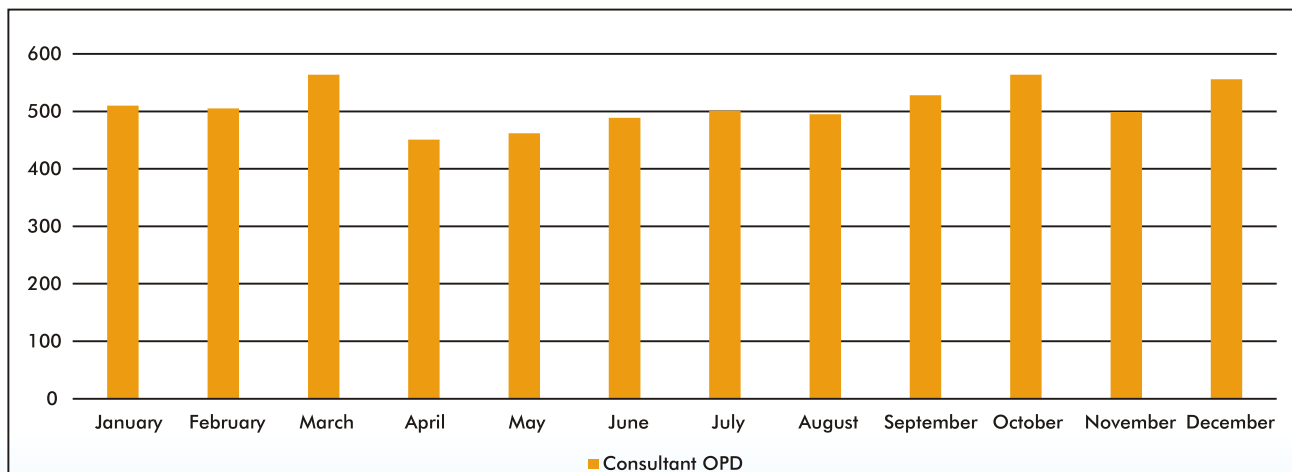
DHIS Report

Patients



Consultant OPD

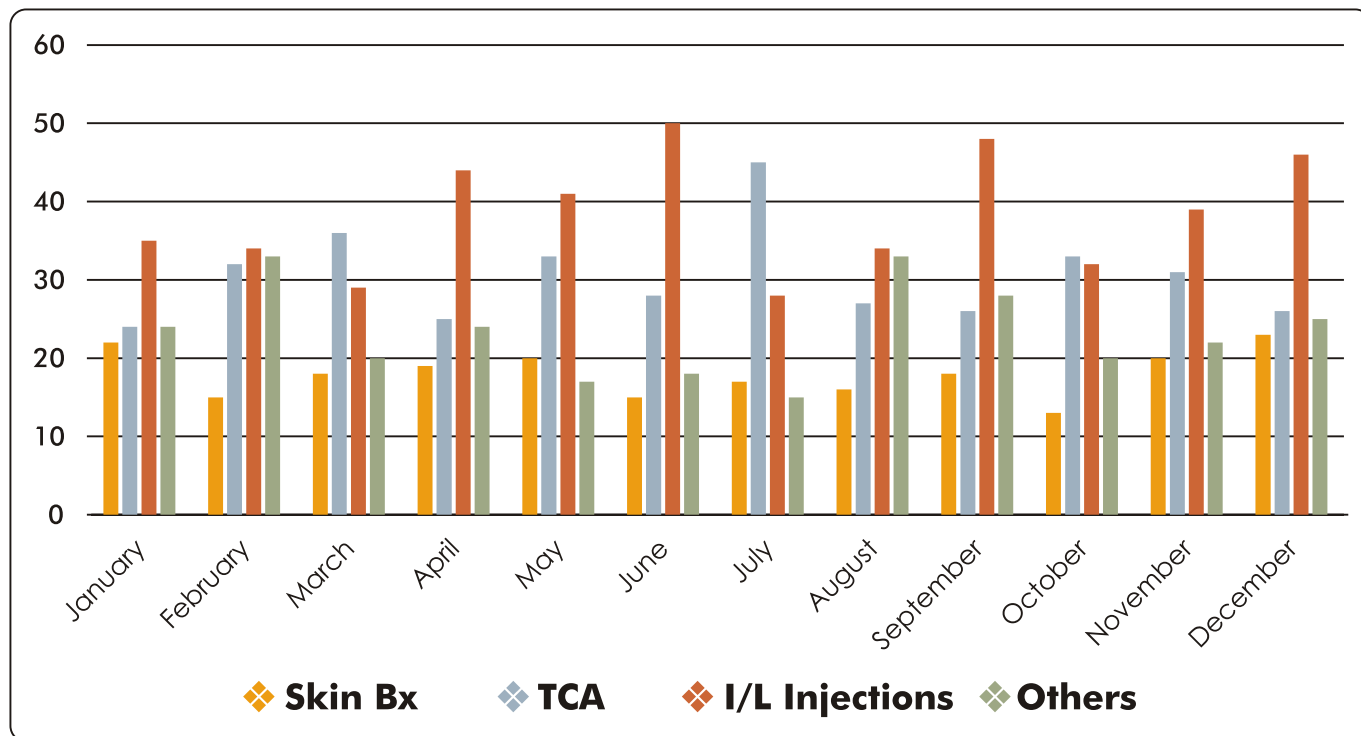
Month	Consultant OPD
January	510
February	505
March	564
April	451
May	462
June	489
July	501
August	495
September	528
October	564
November	499
December	556
Total	6124



Dermatological Procedures

Procedure	Jan	Feb	Mar	Apr	May	Jun	Jul	Aug	Sep	Oct	Nov	Dec	Total
Skin Biopsy	37	14	20	27	10	21	38	37	10	11	10	26	261
LT body smear	29	19	31	34	6	11	26	17	9	12	7	12	213
Needling	10	6	5	10	5	5	17	14	3	3	1	2	81
TCA	28	32	34	65	31	26	47	26	18	22	11	10	350
I/L Kenacort	32	24	24	18	15	18	45	59	27	38	12	40	352
I/L Glucantime	31	44	45	25	31	17	20	4	3	12	4	12	248
Chemical Peel	0	2	1	0	0	4	4	2	1	3	0	6	23
Cautery	0	2	0	0	11	54	33	45	39	37	25	24	270
Total	167	143	160	179	109	156	230	204	110	138	70	132	1798

I/L injections are the most widely performed procedure in our department



Dermatology IPD Ward Details

Bed Strength	
Male	5
Female	5
Total	10

IPD ADMISSIONS 2019

- ❖ A Total of 185 patients were admitted through OPDs, ER or transferred from other specialties after consultations
- ❖ 52.6% were males and 47.4% were females
- ❖ Maximum admissions were seen in the month of July 2019
- ❖ January and April were also relatively busy months as per IPD admissions
- ❖ Least no of patient were seen in the month of October 2019

Admission (Beds Statement) 2019

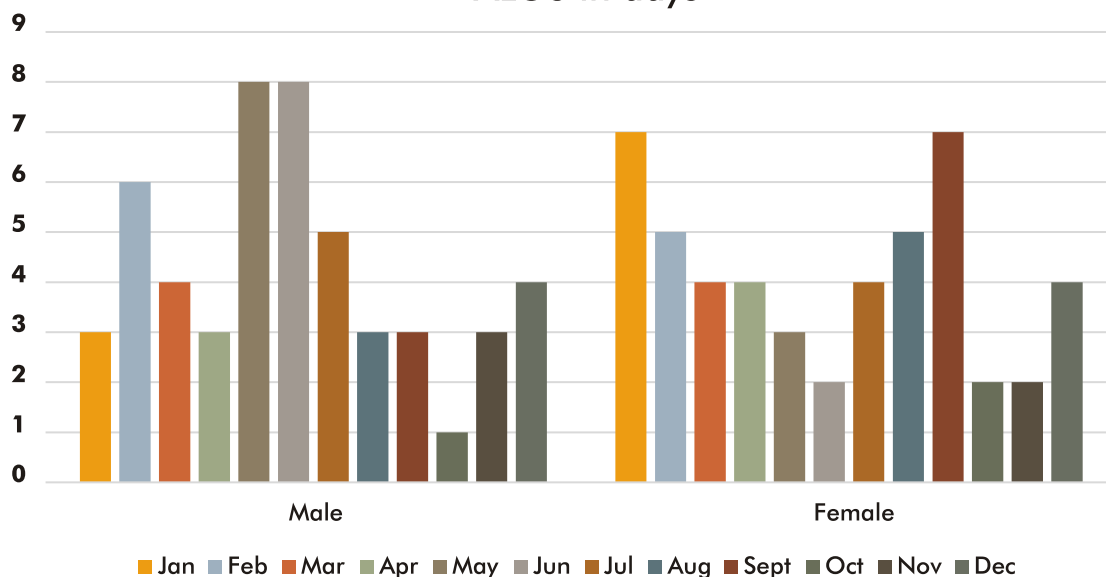
Month	Total	From A&E	From OPD	Male	Female
January	22	2	20	7	15
February	15	1	14	8	7
March	14	0	14	7	7
April	20	1	19	9	11
May	14	1	13	10	4
June	18	0	18	14	4
July	23	0	23	13	10
August	18	0	18	8	10
September	10	0	10	3	7
October	4	0	4	2	2
November	11	0	11	6	5
December	16	0	16	8	8
Total	185	5	180	95	90

Average Length of Stay and Bed Occupancy Rate

Month	Jan	Feb	Mar	Apr	May	Jun	Jul	Aug	Sept	Oct	Nov	Dec	Avg
ALOS	10	11	8	7	11	10	9	8	10	3	5	7	8
BOR	62	74	45	35	60	39	63	40	51	59	18	38	49

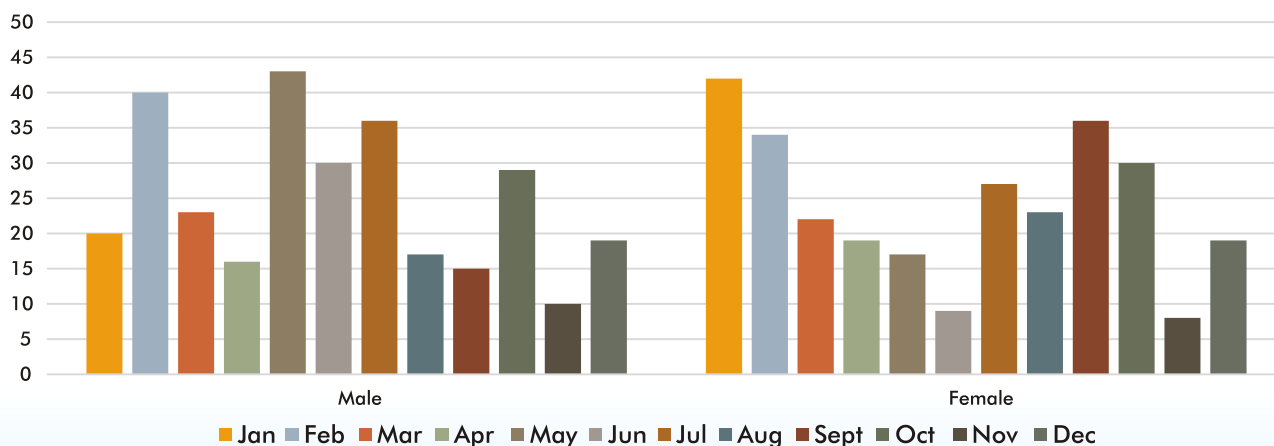
Average Length of Stay

ALOS in days



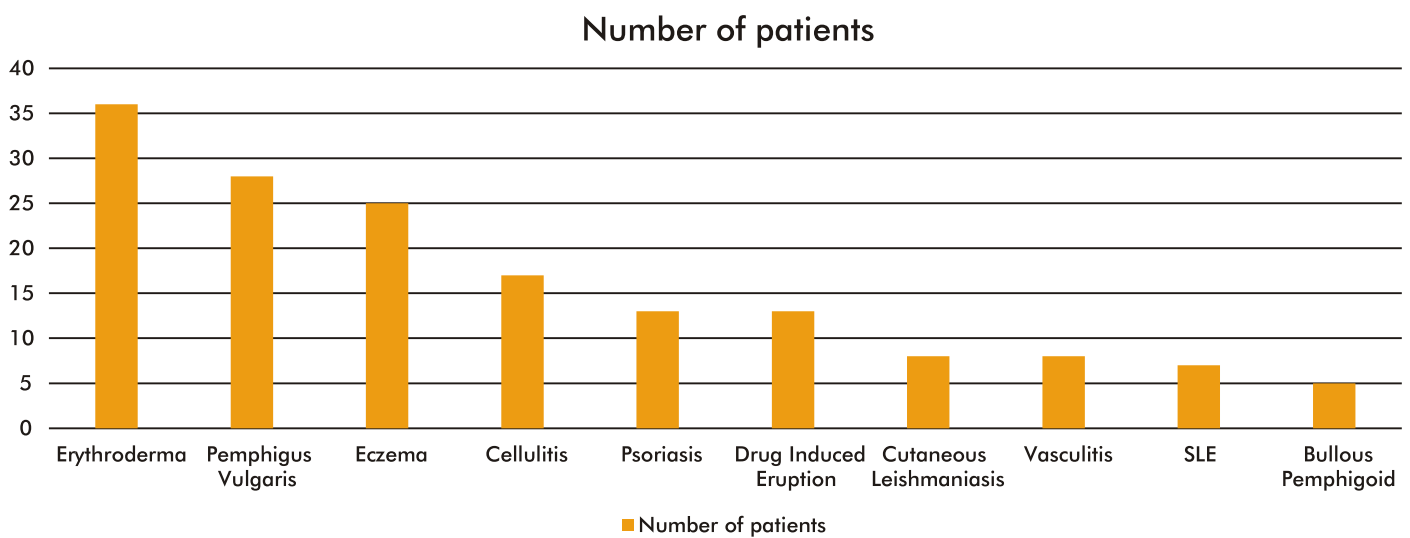
Bed Occupancy Rate

Bed Occupancy Rate %age



Admissions disease wise (Top Ten Diagnosis) 2019

Disease	Number of patients
Erythroderma	36
Pemphigus Vulgaris	28
Eczema	25
Cellulitis	17
Psoriasis	13
Drug Induced Eruption	13
Cutaneous Leishmaniasis	8
Vasculitis	8
SLE	7
Bullous Pemphigoid	5



AUDIT REPORT 2020

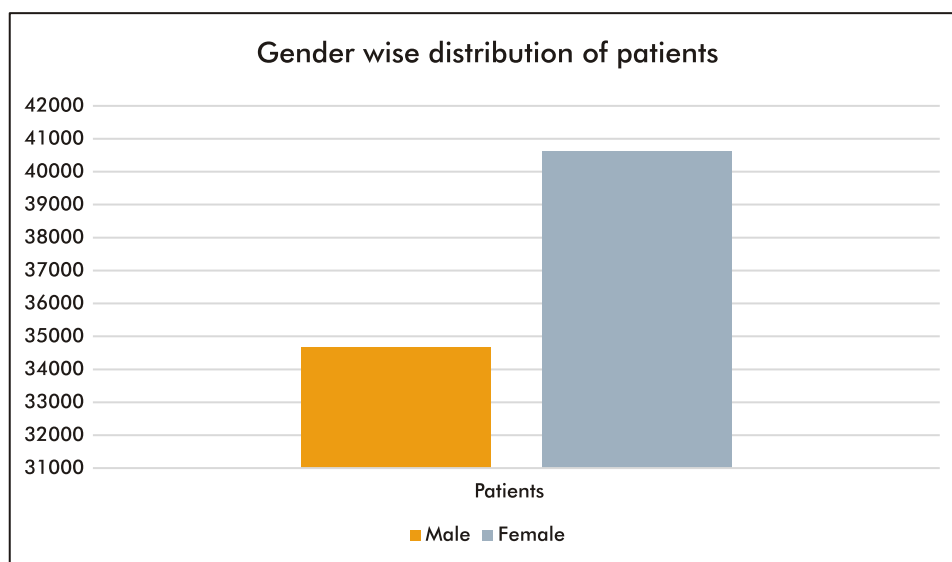


Out patient Department Statistics (2020)

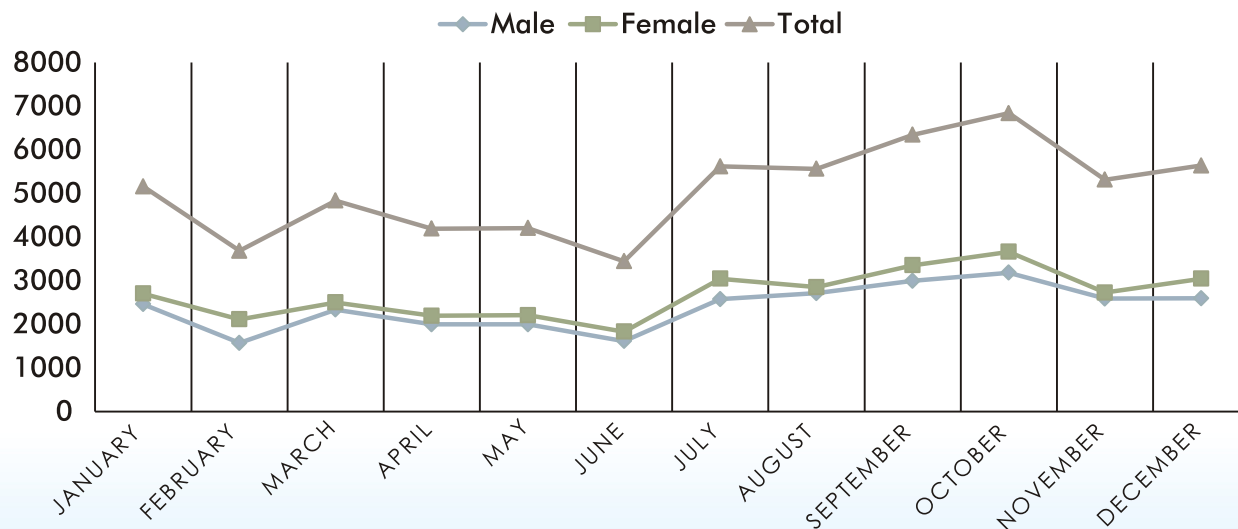
- A total of 75,280 patients were seen
- 46.1% were males and 53.9% were females

	Male	Female
Patients	34671	40609

Gender Wise

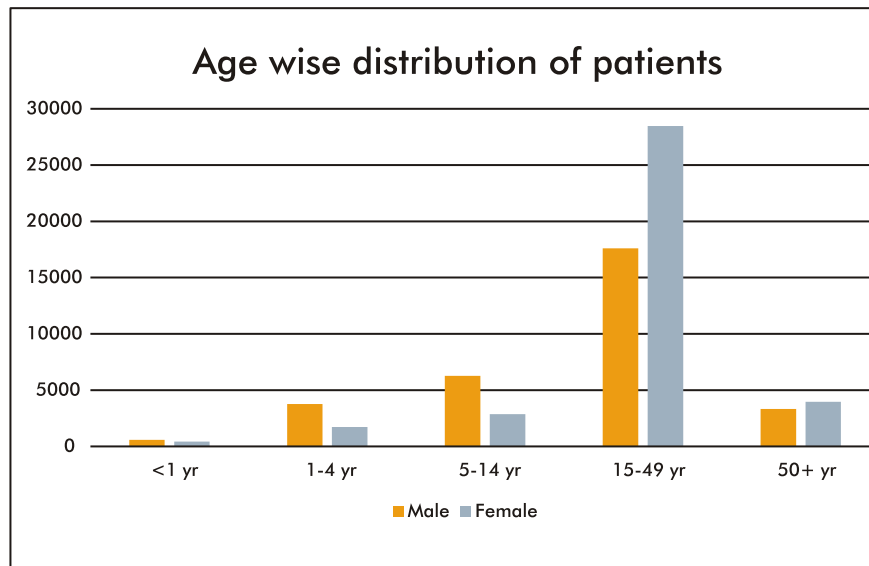


GENDER PATTERN

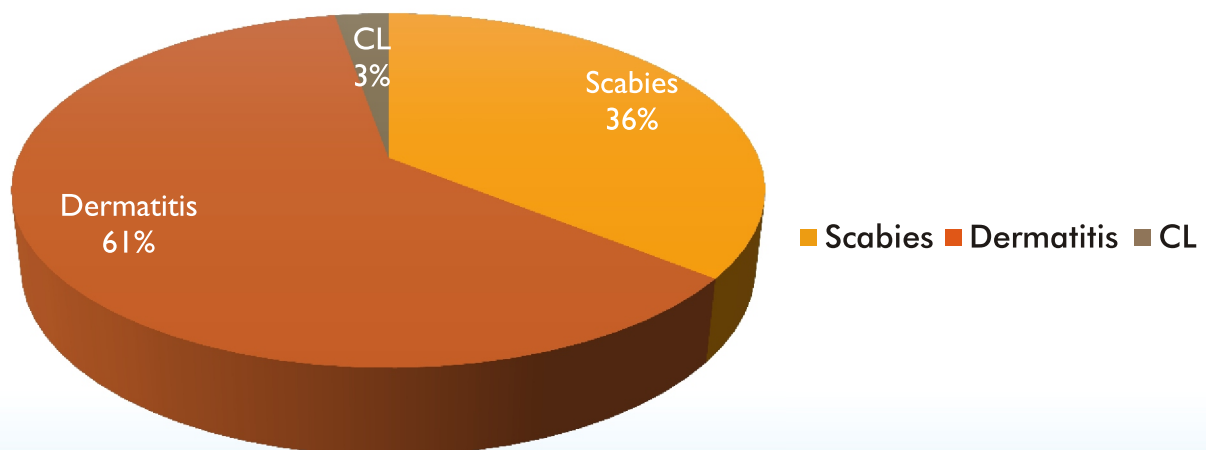


Age Pattern

	Male	Female
<1 yr	576	438
1-4 yr	3770	1731
5-14 yr	6263	2858
15-49 yr	17591	28472
50+ yr	3325	3964

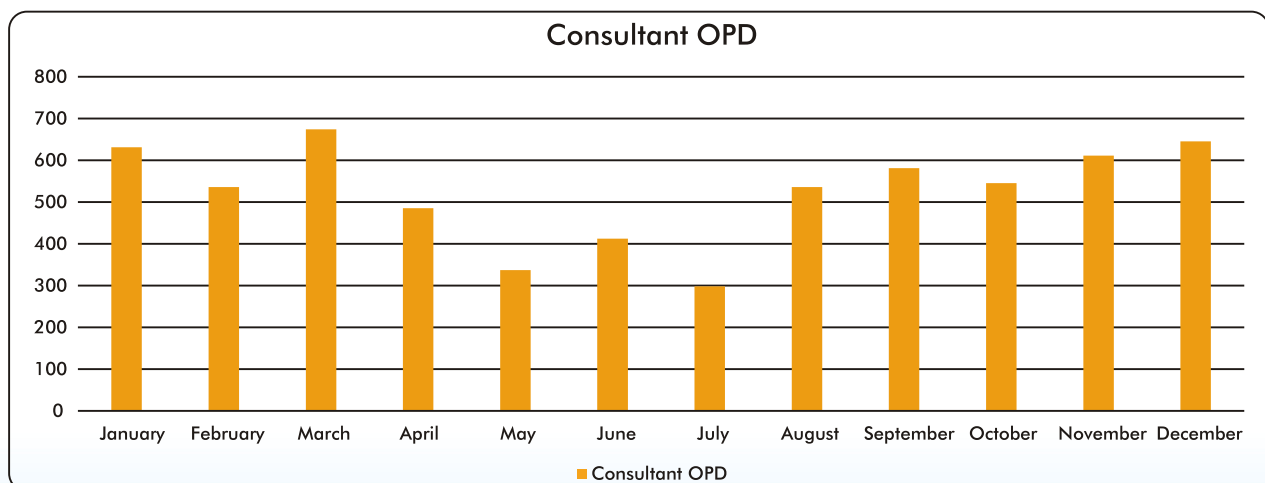


DHIS REPORT



Consultant OPD

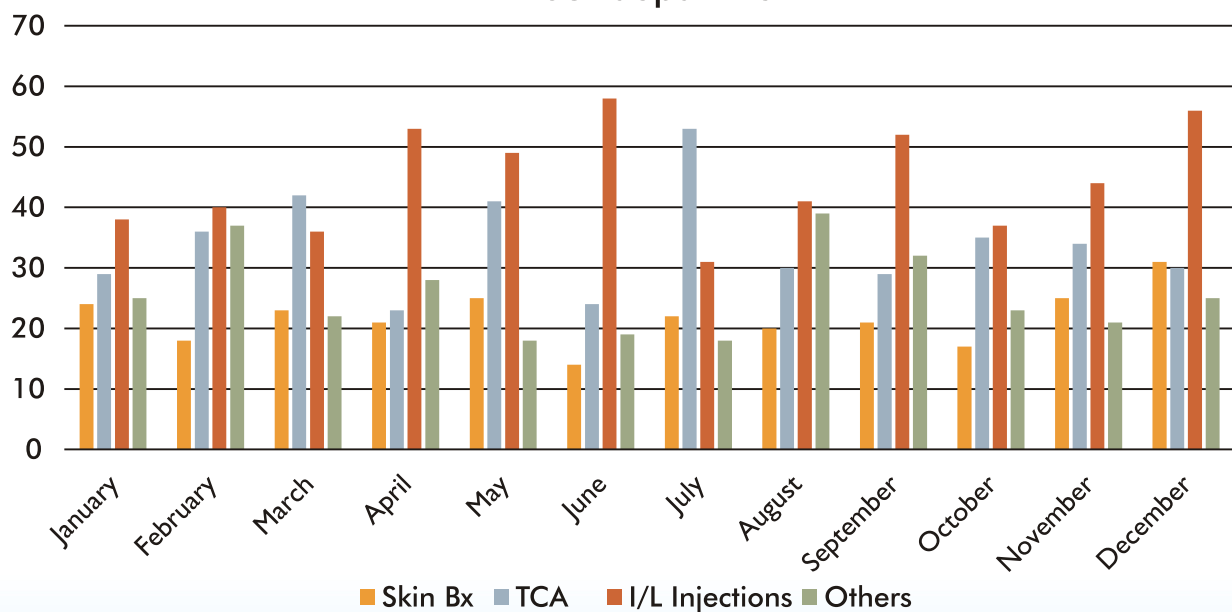
Month	Consultant OPD
January	631
February	536
March	674
April	485
May	337
June	412
July	298
August	536
September	581
October	545
November	611
December	645
Total	6292



Dermatological Procedures 2020

Procedure	Jan	Feb	Mar	Apr	May	Jun	Jul	Aug	Sep	Oct	Nov	Dec	Total
Skin Biopsy	11	9	13	1	6	0	0	14	22	27	16	11	
LT body smear	6	14	11	4	7	0	0	29	18	16	8	35	
Needling	9	8	4	2	10	0	0	6	8	16	5	17	
TCA	26	21	34	10	15	0	0	11	35	31	7	49	
I/L Kenacort	26	33	29	5	7	0	0	27	21	35	24	37	
I/L Glucantime	25	19	24	8	9	0	0	31	25	21	28	20	
Chemical Peel	1	5	2	0	0	0	0	4	1	2	3	1	
Cautery	46	34	27	15	20	0	0	21	26	37	39	33	
Cryotherapy	84	81	76	15	20	0	0	22	37	46	75	68	
I/L Triton	9	11	17	4	5	0	0	16	21	15	6	11	
Mesotherapy	2	1	2	0	0	0	0	1	0	1	1	3	
Total	245	236	239	63	99	0	0	181	247	247	192	285	1973

I/L injections are the most widely performed procedure in our department



IPD ADMISSIONS 2020

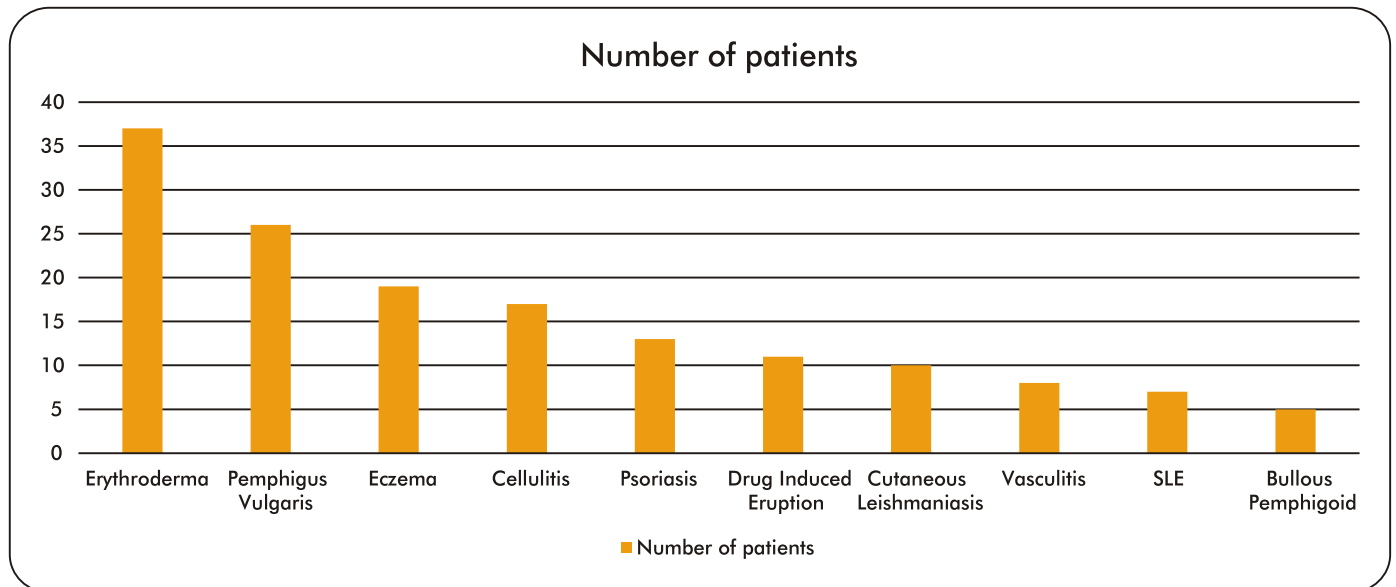
- ❖ A total of 138 patients were admitted through OPDs, ER or transferred from other specialties after consultations
- ❖ 39.1% were males and 60.8% were females
- ❖ Maximum admissions were seen in the month of January 2020
 - ◆ September and December were also relatively busy months as per IPD admissions
- ❖ No Patients were admitted in Wards in months April, May, June and July because wards were closed because of COVID pandemic.

Admission (Beds Statement) 2020

Month	Total	From A&E	From OPD	Male	Female
January	25	4	21	9	16
February	15	1	14	9	6
March	11	2	9	5	6
April	0	0	0	0	0
May	0	0	0	0	0
June	0	0	0	0	0
July	0	0	0	0	0
August	15	4	11	6	9
September	23	4	19	6	17
October	17	1	6	8	9
November	12	2	10	3	9
December	20	3	17	8	12
Total	138	21	117	54	84

Admissions disease wise (Top Ten Diagnosis) 2020

Disease	Number of patients
Erythroderma	37
Pemphigus Vulgaris	26
Eczema	19
Cellulitis	17
Psoriasis	13
Drug Induced Eruption	11
Cutaneous Leishmaniasis	10
Vasculitis	8
SLE	7
Bullous Pemphigoid	5

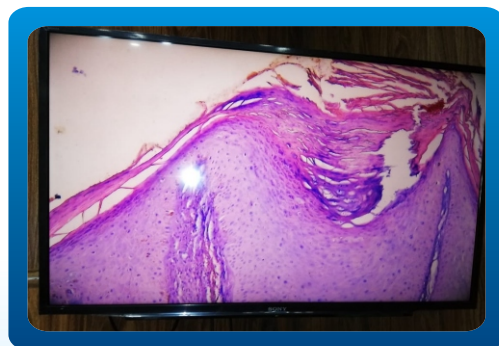
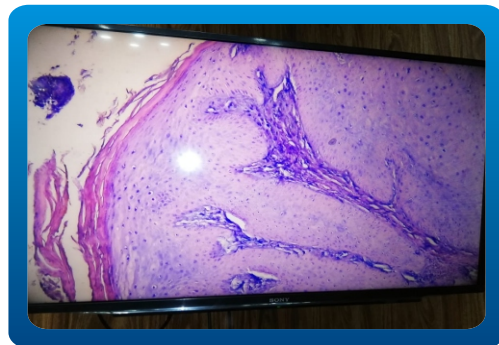





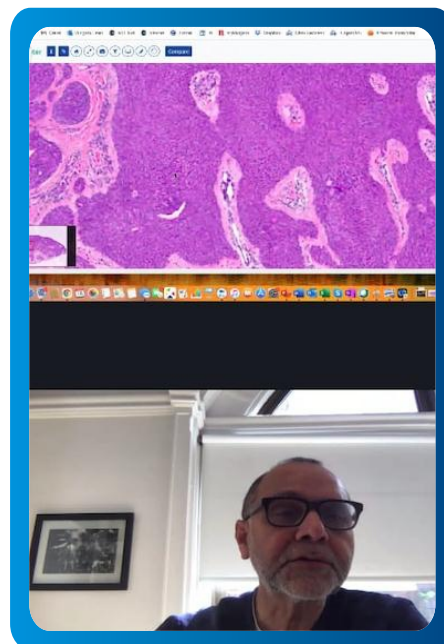
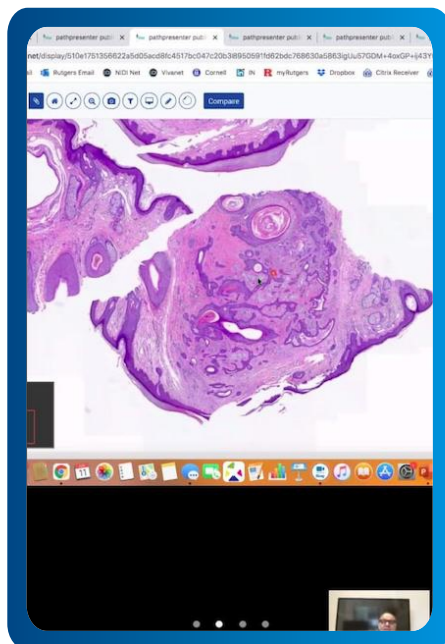
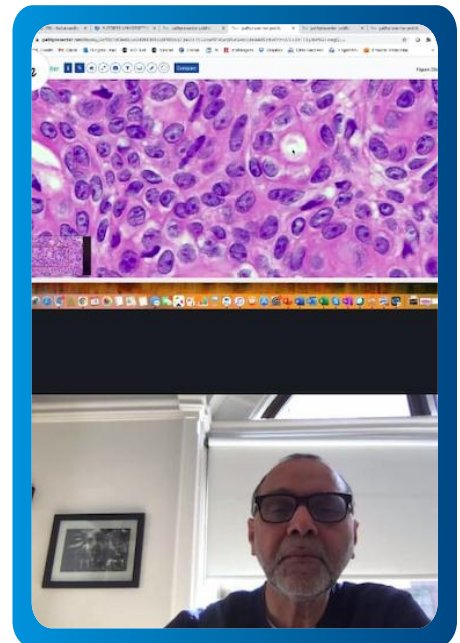
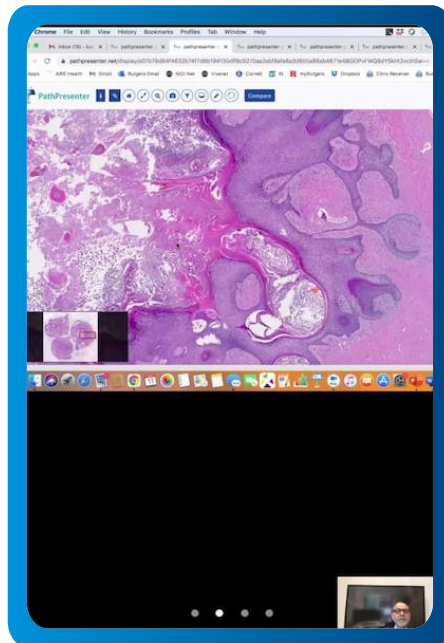
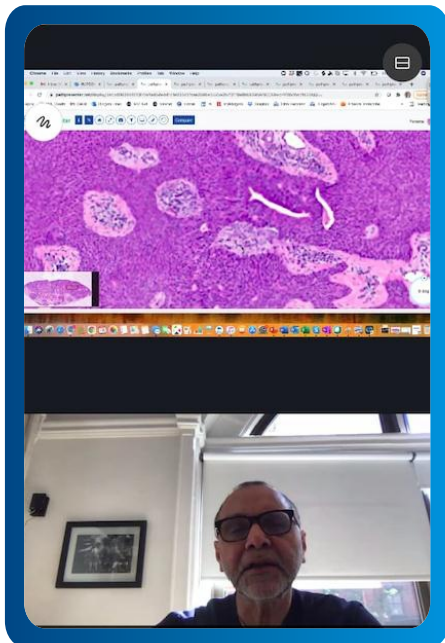
Academics Activities

- ❖ Weekly Rooks Presentation by PGTs
- ❖ Weekly Journal Club by PGTs
- ❖ Weekly Dermatopathology Classes
 - ◆ In Collaboration with Pathology Department
- ❖ Weekly Clinical Slide test
- ❖ Weekly 4 Short Cases and 1 Long Case by PGT
- ❖ Daily Teaching Morning Ward Round
- ❖ Case discussion of high yield academic patients presenting to OPD
- ❖ Weekly online dermatopathology class by Dr. Rao Babar.

Dermatopathology



Weekly Online Dermatopathology classes by Dr Rao Babar





Publications

S no.	Title	Name of Author	Name of Journal	Volume	Year of publication	Department
1	Comparative efficacy of topical clotrimazole versus combination of isoconazole nitrate with diflucortolone valerate in tenia carporis	Dr Shawana sharif	int.j.pathol	16(3)	2018	Derma. BBH
2	Efficacy of microneedling with dermaroller alternating with CROSS peeling with 30% TCA in management of acne induced scarring.	Dr Amer Dr Nadia	JIMDC	7(4)	2018	Derma BBH
3	Guidelines in Management of Chronic Urticaria	Dr Shawana Dr Usma Iftikhar	JRMC		Awaiting Publication	Derma BBH
4	Blue melanoma simulating blue nevus	Dr Shawana	Int. j. pathol	11(2)	2013	
5	Comparison of efficacy of two different doses of famciclovir in treatment and prevention of post herpetic neuralgia	Dr Shawana	J Ayub Med Coll Abbottabad	31(4 Suppl 1)	2019	Derma BBH

6	Quality of Life Instruments in Dermatology: Use of Generic and Dermatology Specific Tools	Dr Shawana	JRMC		Awaiting Publication	Derma BBH
7	Comparison of efficacy of permethrin 5% cream with crotamine 10% cream in patients with scabies.	Dr Ali	JAMC	2	2018	Derma BBH
8	Syphilis Guidelines in management of skin diseases	Dr Shawana	3 rd edition		Chapter written	

Research Projects

S.no	Title	Date of initiation	Date of completion	Ethical Committee approval	Study site and setting	Principal investigator	Co-investigator	Department/Hospital
1	Role of Spironolactone in Acne	01-06-2020	In Progress	Yes	Derma. OPD	Dr Anam	Dr. Shawana	BBH
2	Correlation of PASI with platelets,rdw,MPV	01-12-2018	complete	N/A	Derma. OPD	Dr.Safina	Dr. Shawana	BBH
3	Comparison of oral Fluconazole and terbinafine for p. versicolor	09-06-2018	In Progress	Yes	Derma. OPD	DR. Rabbia	Dr. Shawana	BBH
4	Comparison of microneedling and Glycolic acid peel in treatment of acne scar	01-06-2019	In Progress	Yes	Derma. OPD	Dr. Fatima	Dr. Shawana	BBH
5	Role of topical 5% tranexemic acid in melasma	01-06-2020		Yes	Derma. OPD	Dr. Nazia	Dr. Shawana	BBH

6	Comparison between efficacy of minoxidil 5% topical spray vs. PRP in patients with androgenic alopecia	01-06-2020		Yes	Derma. OPD	Dr. Asim	Dr. Shawana	BBH
7	Comparison b/w oral Transamine with topical Fluticasone based combination and topical fluticasone base combination alone in treatment of melasma	01-09-2018	complete	Yes	Derma. OPD	Dr Sadia	Dr. Shawana	BBH
8	Efficacy of intralesional Vit-D3 in warts	01-09-2018	complete	Yes	Derma. OPD	Dr Uzma	Dr. Shawana	BBH
9	Efficacy of 85% Lactic Acid in treatment of melanoma	01-01-2018	complete	Yes	Derma. OPD	Dr Nida	Dr. Shawana	BBH
10	Treatment of Pediatric Alopecia Areata with Anthralin	01-06-2019	In Progress	Yes	Derma. OPD	Dr Zaeem	Dr. Shawana	BBH
11	Association of hypertriglyceridemia in ch. Plaque psoriasis and its correlation with disease severity	01-06-2019	In Progress	N/A	Derma. OPD	Dr Misbah	Dr. Shawana	BBH
12	Correlation b/w disease severity and quality of life in patients with psoriasis	10-10-2018	complete	N/A	Derma. OPD	Dr Zainab	Dr. Shawana	BBH
13	Correlation b/w thyroid autoimmunity and chronic urticaria	01-01-2019	In Progress	N/A	Derma. OPD	Dr Sara	Dr. Shawana	BBH
14	Role of topical Timolol in patients with infantile haemangioma	01-06-2020		Yes	Derma. OPD	Dr Fareeha	Dr. Shawana	BBH
15	Efficacy of continuous vs pulse dosing of terbinafine in toe nail onychomycosis	01-06-2019	In Progress	Yes	Derma. OPD	Dr Amer	Dr. Shawana	BBH

16	Comparison of oral Doxycycline with topical 30% Salicylic Acid in treatment of acne vulgaris.	01-06-2020		Yes	Derma OPD	Dr Sikandar	Dr Shawana	BBH
17	Cutaneous Mastocytosis (case report)	01-02-2020		N/A	Derma OPD	Dr Shawana	Dr Uzma	BBH
18	Safety and efficacy of hydrogen peroxide topical solution 40% in patients with Seborrhic keratosis	01-06-2020		waiting	Derma OPD	Dr Khizra	Dr Shawana	BBH
19	PASI & NAPS scores in psoriasis patient	01-06-2020		waiting	Derma OPD	Dr Aneesa	Dr Shawana	BBH
20	Can the long-term antibiotic treatment of acne have prolonged effects on the skin, gut and oral microbiome?	01-06-2020		waiting	Derma OPD	DR Shawana	DR Amer	BBH
21	Clinical Spectrum of Patients Presenting in the Dermatology Outpatient Department at a tertiary care unit in Rawalpindi	01-06-2020		waiting	Derma OPD	DR Shawana	DR Amer	BBH

Seminar/Conference/Paper Presentation

S no.	Name of presenter	Title of presentation	Title of Conference	Venue	Date	Department
1	Dr M. Amer Saleem	Nail Changes and Oral mucosal Involvement in Classical Lichen Planus: A look at distribution and association	International	Dubai	18-03-2019	Derma BBH
2	Dr M Amer Saleem	Effect of Acne on Psychological morbidity and Self Esteem of the patients, A data from tertiary care hospitals in Pakistan	International	Dubai	18-03-2019	Derma BBH



RMU Aesthetics Conference

4TH INTERNATIONAL SCIENTIFIC CONFERENCE PRE CONFERENCE DERMATOLOGY WORKSHOP

Department of Dermatology
Benazir Bhutto Hospital
Rawalpindi Medical University
Rawalpindi

Thursday, 14th March 2019

Venue: CPC Hall, RMU (NTB), Holy Family hospital, Rawalpindi

Timing	Speaker	Topic
1000-1005	Recitation of Quran	
1005-1015	Dr Abdul Quddus Butt	Key Note by Director
1015-1030	Prof M. Umar	Key Note by VC, RMU
1030-1100	Gen Zafar Iqbal Sheikh	An overview of energy based devices in aesthetics
1100-1130	Dr Shawana Sharif	Role of different lasers in hair reduction
1130-1200	Dr Nadia Waqas	Treatment options for acne scarring
1200-1230	Dr Hamayun Mohmand	Naturalness and hair restoration
1230-1300	Dr Muneeza Rizwan	Treating pigmentation and vascular lesions with lasers
1300-1330	Dr Armeela	Innovation in anti-aging medicine- Role of HIFU & EBDs
1330-1430	Lunch	



Dematopathology Orientation Course

Dermatopathology Orientation Course for FCPS-II trainees

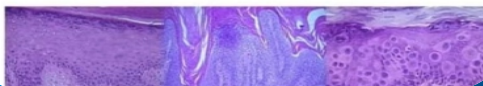
Speaker:
Brig Asher Ahmed
Mashood

Venue:
Department of
Dermatology
Benazir Bhutto Hospital

Date 26th October 2019
Timing 10:00 - 13:00 hrs

For Free Registration
☎ 034-55-22-33-03

Limited Seats (only for candidates appearing in coming exam)



Seminar on Role of Immunohistochemistry in Dermatological Diseases



Professor Rao Baber visit to RMU



Rmu faculty research conference 1st position in oral presentation and poster competition



RMU Residant Research Conference 1st and 2nd Position



Rawalpindi Medical University
Rawalpindi, Pakistan
rmu.edu.pk
info@rmu.edu.pk
0331-359561

RESIDENT RESEARCH FORUM

RESULTS OF 3RD ANNUAL RESIDENT RESEARCH CONFERENCE

	Lecture Hall 1	Lecture Hall 2	Lecture Hall 3	Posters
1 st Position	Dr. Raheel Raza (MUH HFH)	Dr. Saad Sarfraz (SUZ BBH)	Dr. Sehar Umer (Eye BBH)	Dr. Rabia Akram (Dermatology)
	Dr. Muhammad Usama (Nephrology)	Dr. Ayesha Ishaq (ObGyn BBH)		
	Dr. Iram Arshad (Emergency Med)			
2 nd Position	Dr. Amer Saleem (Dermatology)	Dr. Muhammad Shehryar Khan (House Officer)	Dr. Faryal (Eye HFH)	Dr. Raheel Raza (MUH HFH)
3 rd Position	Dr. Muhammad Shehryar Khan (House Officer)	Dr. Hamza Waqar Bhatti (House Officer)	Dr. Ayesha Hayat (Eye BBH)	Dr. Ayesha Azam (ObGyn DHQ)
		Dr. Saman Habib (ObGyn DHQ)		

Certificates will be awarded to the winners by the VC office in a ceremony, the date of which will be announced soon.

Team RRF

EB Awareness Seminar Held in RMU

EB AWARENESS WEEK 2020 | ISLAMABAD
A PROJECT OF DEBRA PAKISTAN IN ASSOCIATION WITH DEBRA INTERNATIONAL

DEBRA Pakistan
DEBRA Pakistan is a national charitable organisation that assists and facilitates the physical, psychological and emotional health and well being of those living with the rare and currently incurable genetic skin condition, Epidermolysis Bullosa (EB). At Debra Pakistan, we are passionate about providing care and support to improve the quality of life of individuals and families living with EB.

Audience
Medical Clinicians | EB Families | Debra Pakistan volunteers | Debra Pakistan's Team Members

Speakers	Title	Chief Guest
Falza Ambreen Director Debra Pakistan	What is Debra Pakistan?	Prof. Muhammad Uma Vice chancellor, Rawalpindi Medical University, (Sitara-e-Imtiaz)
Dr. Ritu Jain President Debra Singapore	"Insight from beyond borders" by Debra International	Program Director Dr. Abdul Qudous Butt Benzair Bhutto Hospital, Rawalpindi
Dr. Shawana Sharif Benzair Bhutto Hospital, Rawalpindi	What is Epidermolysis Bullosa?	
Dr. Afsheen Bilal Rajha Medical University	Wound Care	
Dr. Hina Sattar Rawalpindi Medical University	General Health Issues and Anemia	
Dr. Maheen Akbar Al-Shifa Trust Eye Hospital, Rawalpindi	Eye Complications in EB	
Dr. Fozia Zeb KMU Institute of Medical Sciences, Kohat	Genetics in EB	
Muhammad Hamza Rana Jia Fatimah Medical & Dental College, Faisalabad	Palliative care	
Sumaiya Iqbal Choudhry Head Development Officer & Head Careline Media Debra Pakistan	The future and possible prospects of EB care in Pakistan	
Ijaz Ahmed (EB Parent)	Hygiene and Dressing	
Pannel Discussion	Questions and Answers Session Refreshments	

29 OCTOBER, 2020
THURSDAY, 9:30 AM
DEADLINE REGISTRATIONS: 28 OCTOBER, 2020 | WEDNESDAY

REGISTRATION LINK: [HTTPS://FORMS.GLE/VXM3WS3NLSPUAFT6](https://forms.gle/VXM3WS3NLSPUAFT6)
TASSADUQ: 0321 8601999 | EB HELPLINE: 0333-9997211
(FAMILY SUPPORT COORDINATOR)

MAIN HALL,
RAWALPINDI MEDICAL UNIVERSITY, OLD CAMPUS
TIPU ROAD, RAWALPINDI



Farewell To General. Zafar

Farewell of legend of dermatology... General Zafar Shaikh.. by Dermatology department BBH



Farewell To House Officers


Farewell to our Hard working
House Officers



Independence Day Celebrations in Dermatology Department







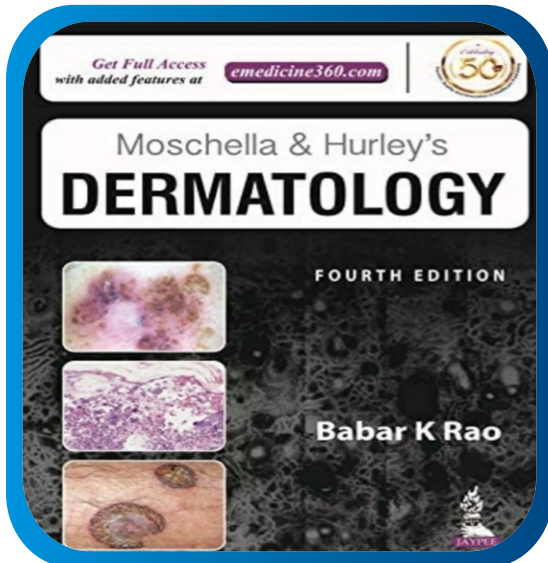
PPE Arrangements by Dermatology Department on Voluntary Basis for Frontline Workers



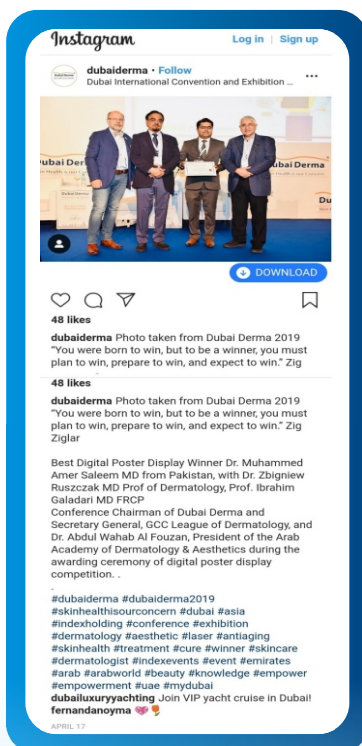
Evening Rounds in ER



Inaugural Ceremony of Moschella and Hurley's Dermatology by Babar Rao at RMU



First Prize in Poster Presentation in Dubai Derma





Compiled By:
Dr. Asim Mehmood